

QUARTERLY STATEMENT
OF THE
STANDARD LIFE INSURANCE COMPANY
OF NEW YORK



The**Standard**[®]

OF WHITE PLAINS
IN THE STATE OF NEW YORK


TO THE
INSURANCE DEPARTMENT
OF THE
STATE OF

FOR THE QUARTER ENDED
June 30, 2025

2025

☒ **LIFE, ACCIDENT AND HEALTH** ☐ **FRATERNAL BENEFIT SOCIETIES**

2025



LIFE, ACCIDENT AND HEALTH COMPANIES/FRATERNAL BENEFIT SOCIETIES - ASSOCIATION EDITION

QUARTERLY STATEMENT

AS OF JUNE 30, 2025

OF THE CONDITION AND AFFAIRS OF THE

Standard Life Insurance Company of New York

NAIC Group Code 1348 (Current) 1348 (Prior) NAIC Company Code 89009 Employer's ID Number 13-4119477

Organized under the Laws of New York, State of Domicile or Port of Entry NY

Country of Domicile United States of America

Licensed as business type: Life, Accident and Health [X] Fraternal Benefit Societies []

Incorporated/Organized 04/24/2000 Commenced Business 01/01/2001

Statutory Home Office 445 Hamilton Avenue, 11th Floor White Plains, NY, US 10601 (Street and Number) (City or Town, State, Country and Zip Code)

Main Administrative Office 445 Hamilton Avenue, 11th Floor White Plains, NY, US 10601 (Street and Number) (City or Town, State, Country and Zip Code) 914-989-4400 (Area Code) (Telephone Number)

Mail Address PO Box 5031 White Plains, NY, US 10602-5031 (Street and Number or P.O. Box) (City or Town, State, Country and Zip Code)

Primary Location of Books and Records 445 Hamilton Avenue, 11th Floor White Plains, NY, US 10601 (Street and Number) (City or Town, State, Country and Zip Code) 914-989-4400 (Area Code) (Telephone Number)

Internet Website Address www.standard.com

Statutory Statement Contact Brittany Ann Owens 971-321-5597 (Name) (Area Code) (Telephone Number) Brittany.Owens@standard.com 971-321-7540 (E-mail Address) (FAX Number)

OFFICERS

President and Chief Executive Officer Daniel James McMillan Secretary Joanna Claire Menjivar Vice President, Chief Accounting Officer and Treasurer Robert Michael Erickson Vice President and Appointed Actuary Julie Amanda Briggs

OTHER

Christopher Matthew Beaulieu, Vice President and Chief Investment Officer Lauren Elizabeth Hickok Canfield, Vice President, Corporate Actuary and Chief Risk Officer Gregory Alan Chandler, Vice President, Information Technology Jeremy Spencer Horner, Vice President, Individual Disability Insurance & Corporate Development Foon Wei Lew, Vice President, Actuarial and Underwriting Christopher David Payne, Vice President, Employee Benefits Thomas Ray Simpson, Assistant Vice President, Controller Claire Elizabeth Sloan, Assistant Vice President, Special Markets Operations Alyssa Ann Zabloudil, Assistant Vice President and Actuary

DIRECTORS OR TRUSTEES

Albarkouli Abobaker Albarkouli Ranjana Bhattacharya Clark Karen Alice Ferguson Debora Dyer Horvath James Fay Lobdell Hisashi Matsuki Daniel James McMillan Yoshiyuki Nagato # John Gregory Ness Toshihiro Tsuchiya # Barbara Ann Turner


State of Oregon SS: County of Multnomah

The officers of this reporting entity being duly sworn, each depose and say that they are the described officers of said reporting entity, and that on the reporting period stated above, all of the herein described assets were the absolute property of the said reporting entity, free and clear from any liens or claims thereon, except as herein stated, and that this statement, together with related exhibits, schedules and explanations therein contained, annexed or referred to, is a full and true statement of all the assets and liabilities and of the condition and affairs of the said reporting entity as of the reporting period stated above, and of its income and deductions therefrom for the period ended, and have been completed in accordance with the NAIC Annual Statement Instructions and Accounting Practices and Procedures manual except to the extent that: (1) state law may differ; or, (2) that state rules or regulations require differences in reporting not related to accounting practices and procedures, according to the best of their information, knowledge and belief, respectively. Furthermore, the scope of this attestation by the described officers also includes the related corresponding electronic filing with the NAIC, when required, that is an exact copy (except for formatting differences due to electronic filing) of the enclosed statement. The electronic filing may be requested by various regulators in lieu of or in addition to the enclosed statement.

Daniel James McMillan President and Chief Executive Officer Robert Michael Erickson Vice President, Chief Accounting Officer and Treasurer Joanna Claire Menjivar Secretary

Subscribed and sworn to before me this 11th day of August 2025 Tatiene Clark

a. Is this an original filing? Yes [X] No [] b. If no, 1. State the amendment number..... 2. Date filed 3. Number of pages attached.....



ASSETS

	Current Statement Date			4 December 31 Prior Year Net Admitted Assets
	1 Assets	2 Nonadmitted Assets	3 Net Admitted Assets (Cols. 1 – 2)	
1. Bonds	196,066,733	0	196,066,733	204,554,171
2. Stocks:				
2.1 Preferred stocks	0	0	0	0
2.2 Common stocks	0	0	0	0
3. Mortgage loans on real estate:				
3.1 First liens	128,389,191	0	128,389,191	139,658,771
3.2 Other than first liens.....	0	0	0	0
4. Real estate:				
4.1 Properties occupied by the company (less \$0 encumbrances)	0	0	0	0
4.2 Properties held for the production of income (less \$0 encumbrances)	0	0	0	0
4.3 Properties held for sale (less \$0 encumbrances)	0	0	0	0
5. Cash (\$ 40,072,313), cash equivalents (\$ 2,737,696) and short-term investments (\$0)	42,810,009	0	42,810,009	9,199,483
6. Contract loans (including \$0 premium notes)	66,772	0	66,772	66,287
7. Derivatives	0	0	0	0
8. Other invested assets	0	0	0	0
9. Receivables for securities	0	0	0	0
10. Securities lending reinvested collateral assets	0	0	0	0
11. Aggregate write-ins for invested assets	0	0	0	0
12. Subtotals, cash and invested assets (Lines 1 to 11)	367,332,705	0	367,332,705	353,478,712
13. Title plants less \$0 charged off (for Title insurers only)	0	0	0	0
14. Investment income due and accrued	2,611,501	0	2,611,501	2,670,348
15. Premiums and considerations:				
15.1 Uncollected premiums and agents' balances in the course of collection	16,863,925	2,315,762	14,548,163	12,646,628
15.2 Deferred premiums, agents' balances and installments booked but deferred and not yet due (including \$0 earned but unbilled premiums)	46,386	0	46,386	32,833
15.3 Accrued retrospective premiums (\$0) and contracts subject to redetermination (\$0)	0	0	0	0
16. Reinsurance:				
16.1 Amounts recoverable from reinsurers	2,455,052	0	2,455,052	2,477,727
16.2 Funds held by or deposited with reinsured companies	0	0	0	0
16.3 Other amounts receivable under reinsurance contracts	89,042	0	89,042	60,586
17. Amounts receivable relating to uninsured plans	327,436	0	327,436	279,815
18.1 Current federal and foreign income tax recoverable and interest thereon	0	0	0	1,220,590
18.2 Net deferred tax asset	10,280,310	6,044,877	4,235,433	2,549,055
19. Guaranty funds receivable or on deposit	125,055	0	125,055	125,455
20. Electronic data processing equipment and software	0	0	0	0
21. Furniture and equipment, including health care delivery assets (\$0)	255,332	255,332	0	0
22. Net adjustment in assets and liabilities due to foreign exchange rates	0	0	0	0
23. Receivables from parent, subsidiaries and affiliates	9,969,044	0	9,969,044	7,978,137
24. Health care (\$0) and other amounts receivable	0	0	0	0
25. Aggregate write-ins for other than invested assets	14,039,221	11,611,083	2,428,138	3,106,837
26. Total assets excluding Separate Accounts, Segregated Accounts and Protected Cell Accounts (Lines 12 to 25)	424,395,009	20,227,054	404,167,955	386,626,723
27. From Separate Accounts, Segregated Accounts and Protected Cell Accounts	0	0	0	0
28. Total (Lines 26 and 27)	424,395,009	20,227,054	404,167,955	386,626,723
DETAILS OF WRITE-INS				
1101.				
1102.				
1103.				
1198. Summary of remaining write-ins for Line 11 from overflow page	0	0	0	0
1199. Totals (Lines 1101 through 1103 plus 1198)(Line 11 above)	0	0	0	0
2501. Prepaid Expense State Tax Credit	2,318,727	0	2,318,727	2,526,097
2502. IMR Admitted	19,957	0	19,957	31,279
2503. Other Assets	6,431,916	6,431,916	0	456,653
2598. Summary of remaining write-ins for Line 25 from overflow page	5,268,621	5,179,167	89,454	92,808
2599. Totals (Lines 2501 through 2503 plus 2598)(Line 25 above)	14,039,221	11,611,083	2,428,138	3,106,837

LIABILITIES, SURPLUS AND OTHER FUNDS

	1 Current Statement Date	2 December 31 Prior Year
1. Aggregate reserve for life contracts \$ 16,330,141 less \$0 included in Line 6.3 (including \$0 Modco Reserve)	16,330,141	16,611,785
2. Aggregate reserve for accident and health contracts (including \$ 163,439,109 Modco Reserve)	163,439,109	155,148,093
3. Liability for deposit-type contracts (including \$ 6,772,061 Modco Reserve).....	6,772,061	6,383,398
4. Contract claims:		
4.1 Life	8,154,379	7,426,861
4.2 Accident and health	6,221,431	7,995,044
5. Policyholders' dividends/refunds to members \$0 and coupons \$0 due and unpaid	0	0
6. Provision for policyholders' dividends, refunds to members and coupons payable in following calendar year - estimated amounts:		
6.1 Policyholders' dividends and refunds to members apportioned for payment (including \$0 Modco)	0	0
6.2 Policyholders' dividends and refunds to members not yet apportioned (including \$0 Modco) ...	0	0
6.3 Coupons and similar benefits (including \$0 Modco)	0	0
7. Amount provisionally held for deferred dividend policies not included in Line 6	0	0
8. Premiums and annuity considerations for life and accident and health contracts received in advance less \$0 discount; including \$ 2,611,183 accident and health premiums	1,604,424	1,592,044
9. Contract liabilities not included elsewhere:		
9.1 Surrender values on canceled contracts	0	0
9.2 Provision for experience rating refunds, including the liability of \$ 2,246,468 accident and health experience rating refunds of which \$0 is for medical loss ratio rebate per the Public Health Service Act	2,404,814	1,721,440
9.3 Other amounts payable on reinsurance, including \$0 assumed and \$ 2,611,183 ceded	2,611,183	2,651,398
9.4 Interest Maintenance Reserve	0	0
10. Commissions to agents due or accrued-life and annuity contracts \$ 462,411 , accident and health \$ 1,775,660 and deposit-type contract funds \$0	2,238,071	2,193,275
11. Commissions and expense allowances payable on reinsurance assumed	0	0
12. General expenses due or accrued	9,172,456	11,196,662
13. Transfers to Separate Accounts due or accrued (net) (including \$0 accrued for expense allowances recognized in reserves, net of reinsured allowances)	0	0
14. Taxes, licenses and fees due or accrued, excluding federal income taxes	630,494	914,284
15.1 Current federal and foreign income taxes, including \$ 15,425 on realized capital gains (losses)	1,248,676	1,233,204
15.2 Net deferred tax liability	0	0
16. Unearned investment income	58,550	29,275
17. Amounts withheld or retained by reporting entity as agent or trustee	1,332,681	466,378
18. Amounts held for agents' account, including \$0 agents' credit balances	(5,327)	(3,101)
19. Remittances and items not allocated	4,755,522	1,747,424
20. Net adjustment in assets and liabilities due to foreign exchange rates	0	0
21. Liability for benefits for employees and agents if not included above	0	0
22. Borrowed money \$0 and interest thereon \$0	0	0
23. Dividends to stockholders declared and unpaid	0	0
24. Miscellaneous liabilities:		
24.01 Asset valuation reserve	2,664,790	2,679,989
24.02 Reinsurance in unauthorized and certified (\$0) companies	0	0
24.03 Funds held under reinsurance treaties with unauthorized and certified (\$0) reinsurers	0	0
24.04 Payable to parent, subsidiaries and affiliates	749,363	0
24.05 Drafts outstanding	0	0
24.06 Liability for amounts held under uninsured plans	0	0
24.07 Funds held under coinsurance	0	0
24.08 Derivatives	0	0
24.09 Payable for securities	0	0
24.10 Payable for securities lending	0	0
24.11 Capital notes \$0 and interest thereon \$0	0	0
25. Aggregate write-ins for liabilities	3,013,668	1,199,936
26. Total liabilities excluding Separate Accounts business (Lines 1 to 25)	233,396,486	221,187,389
27. From Separate Accounts Statement	0	0
28. Total liabilities (Lines 26 and 27)	233,396,486	221,187,389
29. Common capital stock	2,000,000	2,000,000
30. Preferred capital stock	0	0
31. Aggregate write-ins for other than special surplus funds	0	0
32. Surplus notes	0	0
33. Gross paid in and contributed surplus	90,950,000	90,950,000
34. Aggregate write-ins for special surplus funds	19,957	31,279
35. Unassigned funds (surplus)	77,801,512	72,458,055
36. Less treasury stock, at cost:		
36.10 shares common (value included in Line 29 \$0)	0	0
36.20 shares preferred (value included in Line 30 \$0)	0	0
37. Surplus (Total Lines 31+32+33+34+35-36) (including \$0 in Separate Accounts Statement)	168,771,469	163,439,334
38. Totals of Lines 29, 30 and 37	170,771,469	165,439,334
39. Totals of Lines 28 and 38 (Page 2, Line 28, Col. 3)	404,167,955	386,626,723
DETAILS OF WRITE-INS		
2501. Accrued Interest & Other Liabilities	2,719,062	455,930
2502. Funds Held For Escheatment	294,606	744,006
2503.		
2598. Summary of remaining write-ins for Line 25 from overflow page	0	0
2599. Totals (Lines 2501 through 2503 plus 2598)(Line 25 above)	3,013,668	1,199,936
3101.		
3102.		
3103.		
3198. Summary of remaining write-ins for Line 31 from overflow page	0	0
3199. Totals (Lines 3101 through 3103 plus 3198)(Line 31 above)	0	0
3401. Admitted disallowed interest maintenance reserve	19,957	31,279
3402.		
3403.		
3498. Summary of remaining write-ins for Line 34 from overflow page	0	0
3499. Totals (Lines 3401 through 3403 plus 3498)(Line 34 above)	19,957	31,279

SUMMARY OF OPERATIONS

	1	2	3
	Current Year To Date	Prior Year To Date	Prior Year Ended December 31
1. Premiums and annuity considerations for life and accident and health contracts	88,825,079	86,292,011	171,469,837
2. Considerations for supplementary contracts with life contingencies	0	0	0
3. Net investment income	7,059,312	6,704,284	13,632,109
4. Amortization of Interest Maintenance Reserve (IMR)	(11,322)	(4,565)	(20,539)
5. Separate Accounts net gain from operations excluding unrealized gains or losses	0	0	0
6. Commissions and expense allowances on reinsurance ceded	339,980	304,645	713,515
7. Reserve adjustments on reinsurance ceded	0	0	0
8. Miscellaneous Income:			
8.1 Income from fees associated with investment management, administration and contract guarantees from Separate Accounts.....	0	0	0
8.2 Charges and fees for deposit-type contracts	0	0	0
8.3 Aggregate write-ins for miscellaneous income	294,760	206,584	537,933
9. Totals (Lines 1 to 8.3)	96,507,809	93,502,959	186,332,855
10. Death benefits	17,925,639	15,715,585	33,731,920
11. Matured endowments (excluding guaranteed annual pure endowments)	0	0	0
12. Annuity benefits	0	0	0
13. Disability benefits and benefits under accident and health contracts	41,071,025	39,850,538	89,493,816
14. Coupons, guaranteed annual pure endowments and similar benefits	0	0	0
15. Surrender benefits and withdrawals for life contracts	39,298	5,854	37,542
16. Group conversions	0	0	0
17. Interest and adjustments on contract or deposit-type contract funds	249,158	255,395	525,868
18. Payments on supplementary contracts with life contingencies	0	0	0
19. Increase in aggregate reserves for life and accident and health contracts	7,883,480	491,089	5,150,812
20. Totals (Lines 10 to 19)	67,168,600	56,318,461	128,939,958
21. Commissions on premiums, annuity considerations, and deposit-type contract funds (direct business only)	9,728,932	7,883,797	16,643,444
22. Commissions and expense allowances on reinsurance assumed	0	0	0
23. General insurance expenses and fraternal expenses	7,843,988	7,531,293	15,664,976
24. Insurance taxes, licenses and fees, excluding federal income taxes	2,954,955	2,815,905	5,230,404
25. Increase in loading on deferred and uncollected premiums	27,272	(23,284)	(24,846)
26. Net transfers to or (from) Separate Accounts net of reinsurance	0	0	0
27. Aggregate write-ins for deductions	3,804	4,978	359,150
28. Totals (Lines 20 to 27)	87,727,551	74,531,150	166,813,086
29. Net gain from operations before dividends to policyholders and federal income taxes (Line 9 minus Line 28)	8,780,258	18,971,809	19,519,769
30. Dividends to policyholders and refunds to members	0	0	0
31. Net gain from operations after dividends to policyholders, refunds to members and before federal income taxes (Line 29 minus Line 30)	8,780,258	18,971,809	19,519,769
32. Federal and foreign income taxes incurred (excluding tax on capital gains)	2,036,061	3,748,623	4,295,357
33. Net gain from operations after dividends to policyholders, refunds to members and federal income taxes and before realized capital gains or (losses) (Line 31 minus Line 32)	6,744,197	15,223,186	15,224,412
34. Net realized capital gains (losses) (excluding gains (losses) transferred to the IMR) less capital gains tax of \$0 (excluding taxes of \$1 transferred to the IMR)	0	(1)	(6,152)
35. Net income (Line 33 plus Line 34)	6,744,197	15,223,185	15,218,260
CAPITAL AND SURPLUS ACCOUNT			
36. Capital and surplus, December 31, prior year	165,439,335	175,502,828	175,502,828
37. Net income (Line 35)	6,744,197	15,223,185	15,218,260
38. Change in net unrealized capital gains (losses) less capital gains tax of \$ (7,916)	(7,916)	0	(202,387)
39. Change in net unrealized foreign exchange capital gain (loss)	0	0	0
40. Change in net deferred income tax	1,576,792	1,371,478	1,761,756
41. Change in nonadmitted assets	(2,840,264)	(6,894,443)	(8,867,782)
42. Change in liability for reinsurance in unauthorized and certified companies	0	0	0
43. Change in reserve on account of change in valuation basis, (increase) or decrease	(155,873)	0	0
44. Change in asset valuation reserve	15,199	103,932	(81,244)
45. Change in treasury stock	0	0	0
46. Surplus (contributed to) withdrawn from Separate Accounts during period	0	0	0
47. Other changes in surplus in Separate Accounts Statement	0	0	0
48. Change in surplus notes	0	0	0
49. Cumulative effect of changes in accounting principles	0	0	0
50. Capital changes:			
50.1 Paid in	0	0	0
50.2 Transferred from surplus (Stock Dividend)	0	0	0
50.3 Transferred to surplus	0	0	0
51. Surplus adjustment:			
51.1 Paid in	0	0	0
51.2 Transferred to capital (Stock Dividend)	0	0	0
51.3 Transferred from capital	0	0	0
51.4 Change in surplus as a result of reinsurance	0	0	0
52. Dividends to stockholders	0	(8,750,000)	(17,500,000)
53. Aggregate write-ins for gains and losses in surplus	0	0	(392,096)
54. Net change in capital and surplus for the year (Lines 37 through 53)	5,332,135	1,054,151	(10,063,493)
55. Capital and surplus, as of statement date (Lines 36 + 54)	170,771,470	176,556,979	165,439,335
DETAILS OF WRITE-INS			
08.301. Miscellaneous Income	294,759	206,584	537,933
08.302.			
08.303.			
08.398. Summary of remaining write-ins for Line 8.3 from overflow page	0	0	0
08.399. Totals (Lines 08.301 through 08.303 plus 08.398) (Line 8.3 above)	294,759	206,584	537,933
2701. Late Filing Fees	3,804	4,978	4,978
2702. Loss on Disposal of Fixed Assets	0	0	334,172
2703. Miscellaneous Other Expenses	0	0	20,000
2798. Summary of remaining write-ins for Line 27 from overflow page	0	0	0
2799. Totals (Lines 2701 through 2703 plus 2798)(Line 27 above)	3,804	4,978	359,150
5301. Cumulative effect of changes in accounting	0	0	(392,096)
5302.			
5303.			
5398. Summary of remaining write-ins for Line 53 from overflow page	0	0	0
5399. Totals (Lines 5301 through 5303 plus 5398)(Line 53 above)	0	0	(392,096)

CASH FLOW

	1 Current Year To Date	2 Prior Year To Date	3 Prior Year Ended December 31
Cash from Operations			
1. Premiums collected net of reinsurance	87,403,073	102,798,754	172,640,153
2. Net investment income	7,154,766	7,553,343	13,315,905
3. Miscellaneous income	634,740	564,144	1,251,448
4. Total (Lines 1 to 3)	95,192,579	110,916,241	187,207,506
5. Benefit and loss related payments	60,378,736	67,513,731	123,096,577
6. Net transfers to Separate Accounts, Segregated Accounts and Protected Cell Accounts	0	0	0
7. Commissions, expenses paid and aggregate write-ins for deductions	22,842,100	21,082,722	35,580,979
8. Dividends paid to policyholders	0	0	0
9. Federal and foreign income taxes paid (recovered) net of \$0 tax on capital gains (losses)	2,020,590	568,906	7,710,445
10. Total (Lines 5 through 9)	85,241,426	89,165,359	166,388,001
11. Net cash from operations (Line 4 minus Line 10)	9,951,153	21,750,882	20,819,505
Cash from Investments			
12. Proceeds from investments sold, matured or repaid:			
12.1 Bonds	8,450,831	11,868,884	19,941,786
12.2 Stocks	0	0	0
12.3 Mortgage loans	11,259,561	4,462,982	8,608,417
12.4 Real estate	0	0	0
12.5 Other invested assets	0	0	0
12.6 Net gains or (losses) on cash, cash equivalents and short-term investments	0	0	0
12.7 Miscellaneous proceeds	0	0	0
12.8 Total investment proceeds (Lines 12.1 to 12.7)	19,710,392	16,331,866	28,550,203
13. Cost of investments acquired (long-term only):			
13.1 Bonds	0	2,981,880	34,334,303
13.2 Stocks	0	0	0
13.3 Mortgage loans	0	6,524,251	16,688,850
13.4 Real estate	0	0	0
13.5 Other invested assets	0	0	0
13.6 Miscellaneous applications	0	0	0
13.7 Total investments acquired (Lines 13.1 to 13.6)	0	9,506,131	51,023,153
14. Net increase/(decrease) in contract loans and premium notes	485	30,567	15,061
15. Net cash from investments (Line 12.8 minus Line 13.7 and Line 14)	19,709,907	6,795,168	(22,488,011)
Cash from Financing and Miscellaneous Sources			
16. Cash provided (applied):			
16.1 Surplus notes, capital notes	0	0	0
16.2 Capital and paid in surplus, less treasury stock	0	0	0
16.3 Borrowed funds	0	0	0
16.4 Net deposits on deposit-type contracts and other insurance liabilities	388,663	231,838	313,924
16.5 Dividends to stockholders	0	8,750,000	17,500,000
16.6 Other cash provided (applied)	3,560,802	(11,908,896)	(11,065,323)
17. Net cash from financing and miscellaneous sources (Line 16.1 through Line 16.4 minus Line 16.5 plus Line 16.6)	3,949,465	(20,427,058)	(28,251,399)
RECONCILIATION OF CASH, CASH EQUIVALENTS AND SHORT-TERM INVESTMENTS			
18. Net change in cash, cash equivalents and short-term investments (Line 11, plus Lines 15 and 17) .	33,610,525	8,118,992	(29,919,905)
19. Cash, cash equivalents and short-term investments:			
19.1 Beginning of year	9,199,484	39,119,389	39,119,389
19.2 End of period (Line 18 plus Line 19.1)	42,810,009	47,238,381	9,199,484

Note: Supplemental disclosures of cash flow information for non-cash transactions:

20.0001.	0	0	0
---------------	---	---	---

EXHIBIT 1

DIRECT PREMIUMS AND DEPOSIT-TYPE CONTRACTS			
	1 Current Year To Date	2 Prior Year To Date	3 Prior Year Ended December 31
1. Individual life	139,947	150,477	256,677
2. Group life	26,952,292	24,343,217	46,333,655
3. Individual annuities	0	0	0
4. Group annuities	0	0	0
5. Accident & health	71,032,041	62,517,119	128,834,625
6. Fraternal	0	0	0
7. Other lines of business	0	0	0
8. Subtotal (Lines 1 through 7)	98,124,280	87,010,813	175,424,957
9. Deposit-type contracts	0	0	0
10. Total (Lines 8 and 9)	98,124,280	87,010,813	175,424,957

NOTES TO FINANCIAL STATEMENTS

1. SUMMARY OF SIGNIFICANT ACCOUNTING POLICIES AND GOING CONCERN

A. Accounting Practices

The Standard Life Insurance Company of New York (the “Company”) was licensed in New York in 2000. The Company currently markets group life and accidental death and dismemberment insurance, group and individual disability insurance, group dental and vision insurance, group supplemental insurance, and family leave and absence management products in New York through brokers and its own representatives.

The accompanying statutory basis financial statements of the Company have been prepared in conformity with accounting practices prescribed or permitted by the New York State Department of Financial Services (“Department”). Only statutory accounting practices so prescribed or permitted by the Department can be used in determining and reporting the financial condition and results of operations of an insurance company and for determining its solvency under New York Insurance Law.

The National Association of Insurance Commissioners’ (“NAIC”) Accounting Practices and Procedures Manual, (“NAIC SAP”), including the Statements of Statutory Accounting Principles (“SSAP”) as updated by the NAIC, has been adopted with some exceptions by the Department.

A reconciliation of the Company’s net income and surplus between the NAIC SAP and practices prescribed and permitted by the State of New York is shown below:

	SSAP #	F/S Page	F/S Line #	June 30, 2025	December 31, 2024
<u>NET INCOME</u>					
(1) The Standard Life Insurance Company of New York state basis (Page 4, Line 35, Columns 1 & 3)	XXX	XXX	XXX	\$ 6,744,197	\$ 15,218,260
(2) State Prescribed Practices that are an increase/decrease from NAIC SAP:				-	-
(3) State Permitted Practices that are an increase/decrease from NAIC SAP:				-	-
(4) NAIC SAP (1-2-3=4)	XXX	XXX	XXX	<u>\$ 6,744,197</u>	<u>\$ 15,218,260</u>
<u>SURPLUS</u>					
(5) The Standard Life Insurance Company of New York state basis (Page 3, Line 38, Columns 1 & 2)	XXX	XXX	XXX	\$ 170,771,469	\$ 165,439,334
(6) State Prescribed Practices that are an increase/decrease from NAIC SAP:				-	-
(7) State Permitted Practices that are an increase/decrease from NAIC SAP:				-	-
(8) NAIC SAP (5-6-7=8)	XXX	XXX	XXX	<u>\$ 170,771,469</u>	<u>\$ 165,439,334</u>

B. Use of Estimates in the Preparation of the Financial Statements

There was no significant change in the use of estimates for the first six months of 2025.

C. Accounting Policy

- (1) The Company did not have any SVO-Identified investments that are being reported at a different measurement from that used in a prior period.
- (2) Loan-backed and structured securities are carried at either amortized cost or the lower of amortized cost or fair value in accordance with the provisions of SSAP No. 43R – *Loan-Backed and Structured Securities*. For loan-backed and structured securities, the effective yield is based on estimated cash flows, including prepayment assumptions based on data from widely accepted third-party data sources. Significant changes in estimated cash flows from the original purchase assumptions are accounted for using the prospective method.

D. Going Concern

Management does not have any substantial doubt about the Company’s ability to continue as a going concern.

2. ACCOUNTING CHANGES AND CORRECTIONS OF ERRORS

Accounting Changes

There were no significant accounting changes for the first six months of 2025.

Corrections of Errors

NOTES TO FINANCIAL STATEMENTS

In the second quarter of 2025, the Company identified an adjustment related to intercompany receivables and payables for the prior year. This was corrected in June 2025 resulting in a \$0.8 million increase in assets, a \$1 million decrease in liabilities, and a \$1.8 million increase in surplus.

3. BUSINESS COMBINATIONS AND GOODWILL

A. Statutory Purchase Method

The Company had no transactions that were accounted for as a statutory purchase for the first six months of 2025.

B. Statutory Merger

- (1) The Company merged with Anthem Life and Disability Insurance Company (ALDIC), a life insurance company of StanCorp, as of May 1, 2025.
- (2) The transaction was accounted for as a statutory merger.
- (3) The Company did not issue any shares of stock as part of this transaction.
- (4) Pre-merger separate company revenue, net income and other surplus adjustments for the year-to-date period ending April 1, 2025 were:

	Revenue	Net Income	Other Surplus Adjustments
SNY	54,087,405	1,865,472	297,417
ALDIC	<u>10,158,369</u>	<u>1,243,230</u>	<u>1,463,848</u>
Combined	64,245,774	3,108,702	1,761,265

- (5) No adjustments were made directly to the surplus of ALDIC as a result of the merger.

C. Assumption Reinsurance

The Company had no goodwill resulting from assumption reinsurance for the first six months of 2025.

D. Impairment Loss

The Company had not recognized impairment losses resulting from business combinations and goodwill for the first six months of 2025.

E. Subcomponents and Calculation of Adjusted Surplus and Total Admitted Goodwill

The Company had no admitted goodwill for the first six months of 2025.

4. DISCONTINUED OPERATIONS

The Company did not have any discontinued operations for the first six months of 2025.

5. INVESTMENTS

Fixed maturity securities represented 53.4% and commercial mortgage loans represented 35.0% of total cash and invested assets as of June 30, 2025.

A. Mortgage Loans, including Mezzanine Real Estate Loans

The Company had no net realized losses attributable to the disposal of commercial mortgage loans for the first six months of 2025 and 2024.

B. Debt Restructuring

The Company did not hold any commercial mortgage loans in good standing with restructured terms as of June 30, 2025, or December 31, 2024.

C. Reverse Mortgages

The Company did not have any reverse mortgages as of June 30, 2025.

D. Loan-Backed Securities

- (1) The Company did not hold any loan-backed or structured securities as of June 30, 2025.
- (2) a. The Company did not recognize any other-than-temporary impairments (“OTTI”) for loan-backed and structured securities on the basis of the intent to sell for the first six months of 2025.

NOTES TO FINANCIAL STATEMENTS

b. The Company did not recognize any OTTI on the basis of the inability or lack of intent to hold the loan-backed and structured securities for a period of time sufficient to recover the amortized cost basis for the first six months of 2025.

(3) The Company did not recognize any OTTI on loan-backed and structured securities where the present value of cash flows expected to be collected was less than the amortized cost basis for the first six months of 2025.

(4) As of June 30, 2025, all impaired securities (fair value is less than cost or amortized cost) for which an OTTI has not been recognized in earnings as a realized loss (including securities with a recognized OTTI for non-interest related declines when a non-recognized interest related impairment remains):

a.	The aggregate amount of unrealized losses:		
1.	Less than 12 months	\$	994,129
2.	12 months or longer		11,489,788
b.	The aggregate related fair value of securities with unrealized losses:		
1.	Less than 12 months	\$	29,134,021
2.	12 months or longer		130,086,816

(5) The Company expects the fair value of the fixed maturity securities above to recover as the fixed maturity securities approach their maturity dates or sooner if market yields for such fixed maturity securities decline. The Company does not believe that any of the fixed maturity securities are impaired due to credit quality or due to any company or industry specific event. Based on the Company’s evaluation of the securities and intent to hold the securities, and as it is unlikely that the Company will be required to sell the securities, none of the unrealized losses summarized above are considered other-than-temporary.

E. Dollar Repurchase Agreements and/or Securities Lending Transactions

The Company did not have any dollar repurchase agreements or securities lending transactions for the first six months of 2025.

F. Repurchase Agreements Transactions Accounted for as Secured Borrowing

The Company did not have any repurchase agreements transactions accounted for as secured borrowing for the first six months of 2025.

G. Reverse Repurchase Agreements Transactions Accounted for as Secured Borrowing

The Company did not have any reverse repurchase agreements transactions accounted for as secured borrowing for the first six months of 2025.

H. Repurchase Agreements Transactions Accounted for as a Sale

The Company did not have any repurchase agreements transactions accounted for as a sale for the first six months of 2025.

I. Reverse Repurchase Agreements Transactions Accounted for as a Sale

The Company did not have any reverse repurchase agreements transactions accounted for as a sale for the first six months of 2025.

J. Real Estate

The Company did not hold any real estate investments for the first six months of 2025.

K. Low-Income Housing Tax Credits (“LIHTC”)

The Company did not have any LIHTC investments as of June 30, 2025.

L. Restricted Assets

There was no significant change in restricted assets for the first six months of 2025.

M. Working Capital Finance Investments

The Company did not have any working capital finance investments as of June 30, 2025.

N. Offsetting and Netting of Assets and Liabilities

The Company did not have offsetting and netting of assets and liabilities as of June 30, 2025.

O. 5GI Securities

The Company did not have any 5GI securities as of June 30, 2025.

NOTES TO FINANCIAL STATEMENTS

P. Short Sales

(1) Unsettled Short Sale Transactions (Outstanding as of Reporting Date)

The Company did not have any unsettled short sale transactions outstanding as of June 30, 2025.

(2) Settled Short Sale Transactions

The Company did not have any settled short sale transactions for the first six months of 2025.

Q. Prepayment Penalty and Acceleration Fees

For the first six months of 2025, the Company had fixed maturity securities disposed as a result of a callable feature. The following table sets forth the number of fixed maturity securities disposed and the amount recognized in investment income as a result of prepayment penalty and acceleration fees:

	General Account	Separate Account
(1) Number of CUSIPs	2	-
(2) Aggregate amount of investment income	\$ -	\$ -

R. Reporting Entity’s Share of Cash Pool by Asset Type

The Company did not invest in cash pools for the first six months of 2025.

6. JOINT VENTURES, PARTNERSHIPS AND LIMITED LIABILITY COMPANIES

The Company did not have investments in joint ventures, partnerships, or limited liability companies as of June 30, 2025.

7. INVESTMENT INCOME

There was no significant change in investment income for the first six months of 2025.

8. DERIVATIVE INSTRUMENTS

The Company did not have any derivative instruments as of June 30, 2025.

9. INCOME TAXES

The Company incurred a federal current income tax expense of \$2.0 million for the first six months of 2025, compared to a federal current income tax expense of \$3.7 million for the first six months of 2024. The change in tax expense was primarily driven by a decrease in pretax income.

10. INFORMATION CONCERNING PARENT, SUBSIDIARIES, AFFILIATES AND OTHER RELATED PARTIES

A. & B. The Company purchases commercial mortgage loans from its affiliate, Standard Insurance Company (“Standard”), which are originated by the Company’s affiliate StanCorp Mortgage Investors, LLC (“StanCorp Mortgage Investors”). The Company did not purchase any commercial loans from Standard in the first six months of 2025. Total commercial mortgage loans purchased from Standard at fair value for the first six months of 2024 were \$6.5 million.

C. Transactions with related parties who are not reported on Schedule Y

Schedule Y includes all material transactions involving the Company and related parties on Schedule Y.

D. The Company reported the following net amounts due to its affiliates:

	June 30, 2025	December 31, 2024
Standard	\$ 9,969,044	\$ 7,771,235
StanCorp Mortgage Investors	(749,363)	206,902
Total due (to) from affiliates	<u>\$ 9,219,681</u>	<u>\$ 7,978,137</u>

All amounts due from or due to the Company and its parent or affiliates are generally settled monthly and accrue interest if not settled within 30 days. For the intercompany tax agreement, accounts are generally settled within 90 days after the tax return is filed and accrue interest if not settled.

E. The Company had no significant change to service agreements with its affiliates.

NOTES TO FINANCIAL STATEMENTS

- F. The Company has made no guarantee or agreement for the benefit of an affiliate which results in material contingent exposure of the Company’s assets or liabilities.
 - G. All outstanding shares of the Company are owned by its parent, StanCorp, domiciled in the State of Oregon.
 - H. The Company did not own any investments of its parent, StanCorp, or Meiji Yasuda Life Insurance Company, the ultimate holding company domiciled in Japan.
 - I. The Company had no investments in its parent or affiliates that exceed 10% of its admitted assets.
 - J. The Company did not hold investments in impaired subsidiary, controlled or affiliated (“SCA”) companies.
 - K. The Company did not hold an investment in a foreign insurance subsidiary.
 - L. The Company did not hold an investment in a downstream noninsurance holding company.
 - M. The Company did not hold investments in SCA companies.
 - N. The Company did not hold investments in insurance SCA companies.
 - O. The Company did not have any share of losses in investments in SCA companies.
11. DEBT
- A. The Company had no outstanding debt as of June 30, 2025.
 - B. Federal Home Loan Bank (“FHLB”) Agreements
- The Company is not a member of the FHLB program and therefore did not have any FHLB agreements outstanding as of June 30, 2025.
12. RETIREMENT PLANS, DEFERRED COMPENSATION, POSTEMPLOYMENT BENEFITS AND COMPENSATED ABSENCES AND OTHER POSTRETIREMENT BENEFIT PLANS
- A. Defined Benefit Plans
- There was no significant change in retirement plans, deferred compensation, postemployment benefits and compensated absences and other postretirement benefit plans as of June 30, 2025.
13. CAPITAL AND SURPLUS, SHAREHOLDERS’ DIVIDEND RESTRICTIONS AND QUASI-REORGANIZATIONS
- A. The Company had 200,000 shares of common stock, with a par value of \$10 per share authorized, issued and outstanding as of June 30, 2025. All the shares are owned by its parent, StanCorp.
 - B. The Company had no preferred stock issued and outstanding as of June 30, 2025.
 - C. The New York State Insurance Law allows the Company, without prior regulatory clearance, to pay stockholder dividends to StanCorp in any calendar year based on either the “greater of” or “lessor of” standard. The Company is required to file notice not less than 30 days in advance with the Superintendent of Financial Services (“Superintendent”) if it wants to distribute dividends in excess of the amount permitted under the standard selected and permits the Superintendent to disapprove the distribution if the Superintendent finds that the condition of the insurer does not warrant the distribution. Under New York State Insurance Law, the Superintendent has broad discretion in determining whether the financial condition of a stock life insurance company would support the payment of such dividends to its stockholders. Based on amounts for the year ended December 31, 2024, the Company could pay StanCorp a stockholder dividend of up to \$9.6 million in 2025 without prior approval of the Superintendent.
 - D. No ordinary cash dividend distributions were paid for the first six months of 2025.
 - E. Within the limitations of ordinary dividends above, there were no restrictions placed on the portion of the Company’s profits that may be paid as ordinary dividends to shareholders as of June 30, 2025.
 - F. There were no restrictions placed on the Company’s surplus, including for whom the surplus is being held as of June 30, 2025.
 - G. There were no advances to surplus not repaid as of June 30, 2025.
 - H. The Company did not hold any of its own stock, including stock of affiliated companies, for special purposes as of June 30, 2025.
 - I. The balance in aggregate write-ins for special surplus funds, relating to admitting disallowed interest maintenance reserve was \$20 thousand as of June 30, 2025.

NOTES TO FINANCIAL STATEMENTS

- J. The portion of unassigned funds (surplus) changed by cumulative unrealized gains and losses, net of federal income taxes, was (\$8) thousand as of June 30, 2025.
- K. The Company did not have any surplus debentures or similar obligations as of June 30, 2025.
- L. Impact of quasi-reorganization
 - a. The Company has not been impacted by any restatement due to prior quasi-reorganizations.
- M. The effective date(s) of all quasi-reorganizations in the prior 10 years
 - a. The Company has not been a party to a quasi-reorganization in the 10 years from July 1, 2015, to June 30, 2025.

14. LIABILITIES, CONTINGENCIES AND ASSESSMENTS

- A. Contingent Commitments
 - (1) The Company had no contingent commitments as of June 30, 2025.
- B. Assessments

There was no significant change in the guaranty association assessments for the first six months of 2025.
- C. Gain Contingencies

The Company did not have any gain contingencies as of June 30, 2025.
- D. Claims Related Extra Contractual Obligation and Bad Faith Losses Stemming from Lawsuits

The Company had no material claims relating to extra contractual obligations or bad faith losses from lawsuits as of June 30, 2025.
- E. Joint and Several Liabilities

The Company did not have any joint and several liabilities as of June 30, 2025.
- F. All Other Contingencies

In the normal course of business, the Company is involved in various legal actions and other state and Federal proceedings. A number of these actions or proceedings were pending as of June 30, 2025. In some instances, lawsuits include claims for punitive damages and similar types of relief in unspecified or substantial amounts, in addition to amounts for alleged contractual liability or other compensatory damages. In the opinion of management, the ultimate liability, if any, arising from these actions or proceedings is not expected to have a material effect on the Company's business, financial position, results of operations, or cash flows.

15. LEASES

There was no significant change regarding leases for the first six months of 2025.

16. INFORMATION ABOUT FINANCIAL INSTRUMENTS WITH OFF-BALANCE SHEET RISK AND FINANCIAL INSTRUMENTS WITH CONCENTRATIONS OF CREDIT RISK

There was no significant change regarding financial instruments with off-balance sheet risk or concentrations of credit risk for the first six months of 2025.

17. SALE, TRANSFER AND SERVICING OF FINANCIAL ASSETS AND EXTINGUISHMENTS OF LIABILITIES

- A. Transfers of Receivables Reported as Sales

The Company did not have any transfers of receivables reported as sales for the first six months of 2025.
- B. Transfers and Servicing of Financial Assets

The Company did not have transfers and servicing of financial assets for the first six months of 2025.
- C. Wash Sales
 - (1) In the course of the Company's asset management, fixed maturity securities may be sold and reacquired within 30 days of the sale date to enhance the Company's yield on its investment portfolio.

NOTES TO FINANCIAL STATEMENTS

- (2) No wash sales of fixed maturity securities with a NAIC designation of 3 or below, or that do not have an NAIC designation, excluding all cash equivalents, derivative instruments and short-term investments with credit assessments equivalent to an NAIC 1 or 2 designation occurred during the quarter ended June 30, 2025.

18. GAIN OR LOSS TO THE REPORTING ENTITY FROM UNINSURED PLANS AND THE UNINSURED PORTION OF PARTIALLY INSURED PLANS

There was no significant change in the gain or loss to the Company from uninsured plans and the uninsured portion of partially insured plans for the first six months of 2025.

19. DIRECT PREMIUM WRITTEN/PRODUCED BY MANAGING GENERAL AGENTS/THIRD PARTY ADMINISTRATORS

There was no significant change in direct premium written/produced by managing general agents/third party administrators for the first six months of 2025.

20. FAIR VALUE MEASUREMENTS

- A. (1) The Company did not have any assets or liabilities reported at fair value on a recurring basis as of June 30, 2025.
- (2) The Company did not have any assets or liabilities categorized within Level 3 of the fair value hierarchy on a recurring basis as of June 30, 2025.
- (3) The Company did not have any assets or liabilities transferred into or out of Level 3 for the first six months of 2025.
- (4) Valuation techniques and inputs used in the fair value measurement for assets and liabilities.

Assets and liabilities recorded at fair value are disclosed using a three-level hierarchy. The classification of assets and liabilities within the hierarchy is based on whether the inputs to the valuation methodology used for measurement are observable or unobservable. Observable inputs reflect market-derived or market-based information obtained from independent sources while unobservable inputs reflect the Company's estimates about market data.

The fair value hierarchy prioritizes the inputs to valuation techniques used to measure fair value into three broad levels: Level 1 inputs are based upon quoted prices in active markets for identical assets or liabilities that the Company can access at the measurement date. Level 2 inputs are based upon quoted prices for similar instruments in active markets, quoted prices for identical or similar instruments in markets that are not active and model-based valuation techniques for which all significant assumptions are observable in the market. Level 3 inputs are generated from model-based techniques that use significant assumptions not observable in the market. These unobservable assumptions reflect the Company's estimates of assumptions that market participants would use in pricing the asset or liability.

There are three types of valuation techniques used to measure assets and liabilities recorded at fair value:

- The market approach uses prices or other relevant information generated by market transactions involving identical or comparable assets or liabilities.
- The income approach uses the present value of cash flows or earnings.
- The cost approach, which uses replacement costs more readily adaptable for valuing physical assets.

The Company uses both the market and income approach in its fair value measurements. These measurements are discussed in more detail below.

Fixed Maturity Securities

Fixed maturity securities were comprised of the following bond classes:

- U.S. government.
- U.S. political subdivisions.
- U.S. special revenues.
- Industrial and miscellaneous (unaffiliated).

The fixed maturity securities were diversified across industries, issuers, and maturities. The Company calculates fair values for all fixed maturity securities using valuation techniques described below. They are placed into three levels depending on the valuation technique used to determine the fair value of the fixed maturity securities.

The Company uses independent pricing services to assist management in determining the fair value of these assets. The pricing services incorporate a variety of information observable in the market in its valuation techniques, including:

- Reported trading prices.
- Benchmark yields.
- Broker-dealer quotes.
- Benchmark securities.
- Bids and offers.
- Credit ratings.
- Relative credit information.
- Other reference data.

NOTES TO FINANCIAL STATEMENTS

The pricing services also take into account perceived market movements and sector news, as well as a fixed maturity security’s terms and conditions, including any features specific to that issue that may influence risk, and thus marketability. Depending on the security, the priority of the use of observable market inputs may change as some observable market inputs may not be relevant or additional inputs may be necessary.

The pricing services provide quoted market prices when available. Quoted prices are not always available due to fixed maturity security market inactivity. The pricing services obtain a broker quote when sufficient information, such as security structure or other market information, is not available to produce a valuation. Valuations and quotes obtained from third-party commercial pricing services are non-binding and do not represent quotes on which one may execute the disposition of the assets.

The significant unobservable inputs used in the fair value measurement of the reporting entity’s fixed maturity securities are valuations and quotes received from analytical reviews and broker quotes. Significant increases or decreases in any of those inputs in isolation would result in a significantly lower or higher fair value measurement.

The Company performs control procedures over the external valuations at least quarterly through a combination of procedures that include an evaluation of methodologies used by the pricing services, analytical reviews, back testing of sales activity and maintenance of a securities watch list. As necessary, the Company compares prices received from the pricing services to prices independently estimated by the Company utilizing discounted cash flow models or through performing independent valuations of inputs and assumptions similar to those used by the pricing service in order to ensure prices represent a reasonable estimate of fair value. Although the Company does identify differences from time to time as a result of these validation procedures, the Company did not make any significant adjustments as of June 30, 2025 or December 31, 2024.

Commercial Mortgage Loans

For disclosure purposes, the fair values of commercial mortgage loans were estimated using a discounted cash flow valuation. The valuation includes both observable market inputs and estimated model parameters.

Significant observable inputs to the valuation include:

- Pricing for loans originated by StanCorp Mortgage Investors and funded during the most recent month.
- Pricing for loans committed by StanCorp Mortgage Investors near the valuation date.
- U.S. Government treasury yields.
- The contractual terms of nearly every mortgage subject to valuation.

Significant estimated parameters include:

- The use of risk characteristics including stabilized debt coverage ratio and loan-to-value ratio.
- Variations in valuation spread between loans based on individual risk characteristics.

Valuations for commercial mortgage loans measured at fair value on a nonrecurring basis using significant unobservable Level 3 inputs are sensitive to a number of variables but are most sensitive to net operating income and the applied capitalization rate. Generally, an increase or decrease resulting from a change in the stabilized net operating income from the collateralized property would result in a directionally similar change in the fair value of the asset. An increase or decrease in the assumption for the capitalization rate would result in a directionally opposite change in the fair value of the asset.

(5) The Company did not have any derivative assets or liabilities as of June 30, 2025.

B. The Company does not provide additional fair value information in the notes.

C. Estimated Fair Value of All Financial Instruments

As of June 30, 2025

Type of Financial Instrument	Aggregate Fair Value	Admitted Assets	(Level 1)	(Level 2)	(Level 3)	Net Asset Value (NAV)	Not Practicable (Carrying Value)
Fixed maturity securities	\$ 184,058,898	\$ 196,066,733	\$ -	\$ 184,058,898	\$ -	\$ -	\$ -
Commercial mortgage loans	127,714,070	128,389,191	-	-	127,714,070	-	-
Cash, cash equivalents, and short-term investments	42,810,009	42,810,009	42,810,009	-	-	-	-

As of December 31, 2024

Type of Financial Instrument	Aggregate Fair Value	Admitted Assets	(Level 1)	(Level 2)	(Level 3)	Net Asset Value (NAV)	Not Practicable (Carrying Value)
Fixed maturity securities	\$ 188,493,268	\$ 204,554,171	\$ -	\$ 188,493,268	\$ -	\$ -	\$ -
Commercial mortgage loans	137,748,429	139,658,771	-	-	137,748,429	-	-
Cash, cash equivalents and short-term investments	9,199,483	9,199,483	9,199,483	-	-	-	-

D. Not Practicable to Estimate Fair Value

The Company did not have any investments where it was not practicable to estimate fair value as of June 30, 2025, or December 31, 2024.

NOTES TO FINANCIAL STATEMENTS

E. Investments Measured Using the NAV Practical Expedient

The Company did not have any investments that were measured using the NAV practical expedient pursuant to SSAP No. 100 – *Fair Value* as of June 30, 2025.

21. OTHER ITEMS

A. Unusual or Infrequent Items

On May 1, 2025, Anthem Life and Disability Insurance Company, a subsidiary of StanCorp, merged into the Company.

B. Troubled Debt Restructuring

The Company did not have any troubled debt restructuring for the first six months of 2025.

C. Other Disclosures

The Company did not have any other disclosures for the first six months of 2025.

D. Business Interruption Insurance Recoveries

The Company did not have any business interruption insurance recoveries for the first six months of 2025.

E. State Transferable and Non-transferable Tax Credits

(1) Carrying Value of Transferable and Non-transferable State Tax Credits Gross of any Related Tax Liabilities and Total Unused Transferable and Non-transferable State Tax Credits by State and in Total as of June 30, 2025.

Description of State Transferable and Non-transferable Tax Credits		Carrying Value	Unused Amount
	State		
Low Income Housing	New York	\$ 2,318,727	\$ 3,211,140
		<u>\$ 2,318,727</u>	<u>\$ 3,211,140</u>

(2) Method of Estimating Utilization of Remaining Transferable and Non-transferable State Tax Credits

The Company accounts for transferable state tax credits in accordance with SSAP No. 94R, *Accounting for Transferable State Tax Credits*. Credits are recorded at cost and gains are deferred until the value of the credits utilized exceeds the cost of the credits or until the credits are sold to other entities. Losses to the credits are recognized when the Company identifies the credits cannot be used.

(3) Impairment Loss

The Company did not recognize an impairment related to state tax credits for the first six months of 2025.

(4) State Tax Credits Admitted and Nonadmitted

	Total Admitted	Total Nonadmitted
a. Transferable	\$ 2,318,727	\$ -
b. Non-transferable	-	-

F. Subprime-Mortgage-Related Risk Exposure

There was no significant change in subprime-mortgage-related risk exposure for the first six months of 2025.

G. Retained Assets

The Company did not have any retained assets as of June 30, 2025.

H. Insurance-Linked Securities (“ILS”) Contracts

The Company did not directly write or assume any ILS contracts for the first six months of 2025.

I. The Amount That Could Be Realized on Life Insurance Where the Reporting Entity is Owner and Beneficiary or Has Otherwise Obtained Rights to Control the Policy

The Company did not have any life insurance policies where it is the owner and beneficiary or has otherwise obtained rights to control the policy as of June 30, 2025.

NOTES TO FINANCIAL STATEMENTS

22. EVENTS SUBSEQUENT

Type I – Recognized Subsequent Events:

Subsequent events have been considered through August 7, 2025, for the statutory statement issued on August 13, 2025.

There were no subsequent events to be reported.

Type II – Nonrecognized Subsequent Events:

Subsequent events have been considered through August 7, 2025, for the statutory statement issued on August 13, 2025.

There were no subsequent events to be reported.

23. REINSURANCE

There was no significant change in reinsurance for the first six months of 2025.

24. RETROSPECTIVELY RATED CONTRACTS & CONTRACTS SUBJECT TO REDETERMINATION

A. Accrued Retrospective Premium Adjustments

The Company did not have any significant change in its method of calculating accrued retrospective premium adjustments or contracts subject to redetermination for the first six months of 2025.

B. Accrued Retrospective Premium Adjustments to Earned Premium

The Company did not have any significant change in the accrued retrospective premium recorded as adjustments to earned premium or contracts subject to redetermination for the first six months of 2025.

C. Net Premiums Written Subject to Retrospective Rating Features

There was no significant change in the amount of net premiums written that were subject to retrospective rating features or redetermination for the first six months of 2025.

D. Medical Loss Ratio Rebates Required Pursuant to the Public Health Service Act

The Company did not have any medical loss ratio rebates required pursuant to the Public Health Service Act for the first six months of 2025.

E. Risk-Sharing Provisions of the Affordable Care Act (“ACA”)

The Company did not write any accident and health insurance premium subject to the ACA risk-sharing provisions for the first six months of 2025. Per SSAP No. 107 – *Risk-Sharing Provisions of the Affordable Care Act*, the ACA risk-sharing provisions include health plans in the individual or small group markets. The Company writes group dental and vision plans. Per SSAP No. 107, group plans are required to contribute funding but are not eligible to receive distributions under the risk-sharing provisions of the ACA.

25. CHANGE IN INCURRED LOSSES AND LOSS ADJUSTMENT EXPENSES

A. Reserves as of January 1, 2025 were \$162.0 million. For the first six months of 2025, \$18.8 million had been paid for incurred losses and loss adjustment expenses attributable to insured events of prior years. Reserves remaining for prior years were \$141.1 million as of June 30, 2025, as a result of re-estimation of unpaid claims and claim adjustment expenses. There was a \$2.1 million decrease of prior year development from January 1, 2025 to June 30, 2025. Original estimates are increased or decreased as additional information becomes known regarding individual claims. Prior years' effects are combined with current experience in determining retrospective premium, premium refunds, and renewal rates for the larger group contracts.

B. In the first quarter of 2025, the Company adopted a new statutory reserve model for its individual disability block of business. The impact of this change was a \$0.2 million reduction in statutory surplus as reported on Statutory Summary of Operations, Page 4, Line 43 – Change in reserve on account of change in valuation basis.

26. INTERCOMPANY POOLING ARRANGEMENTS

The Company did not have any intercompany pooling arrangements as of June 30, 2025.

27. STRUCTURED SETTLEMENTS

The Company did not purchase any structured settlements to fulfill obligations of claimants for the first six months of 2025.

NOTES TO FINANCIAL STATEMENTS

28. HEALTH CARE RECEIVABLES

A. Pharmaceutical Rebate Receivables

The Company did not have any pharmaceutical rebate receivables as of June 30, 2025.

B. Risk-Sharing Receivables

The Company did not have any risk-sharing receivables as of June 30, 2025.

29. PARTICIPATING POLICIES

The Company did not have any participating policies for the first six months of 2025.

30. PREMIUM DEFICIENCY RESERVES

In accordance with SSAP No. 54R – *Individual and Group Accident and Health Contracts*, there was no premium deficiency reserve held as of June 30, 2025, for all individual and group accident and health contracts. Since premium deficiency reserves were unnecessary, no calculation involving anticipated investment income was performed as of June 30, 2025.

31. RESERVES FOR LIFE CONTRACTS AND ANNUITY CONTRACTS

There was no significant change in the practice or method of calculating reserves for life and annuity contracts for the first six months of 2025.

32. ANALYSIS OF ANNUITY ACTUARIAL RESERVES AND DEPOSIT – TYPE LIABILITIES BY WITHDRAWAL CHARACTERISTICS

There was no significant change in annuity actuarial reserves and deposit-type liabilities by withdrawal characteristics for the first six months of 2025.

33. ANALYSIS OF LIFE ACTUARIAL RESERVES BY WITHDRAWAL CHARACTERISTICS

There was no significant change in life actuarial reserves by withdrawal characteristics for the first six months of 2025.

34. PREMIUM AND ANNUITY CONSIDERATIONS DEFERRED AND UNCOLLECTED

There was no significant change in premium and annuity considerations deferred and uncollected for the first six months of 2025.

35. SEPARATE ACCOUNTS

The Company did not have any Separate Accounts as of June 30, 2025.

36. LOSS/CLAIM ADJUSTMENT EXPENSES

There was no significant change to the Company’s loss/claim adjustment expenses for the first six months of 2025.

STATEMENT AS OF JUNE 30, 2025 OF THE STANDARD LIFE INSURANCE COMPANY OF NEW YORK

GENERAL INTERROGATORIES

PART 1 - COMMON INTERROGATORIES

GENERAL

- 1.1

Did the reporting entity experience any material transactions requiring the filing of Disclosure of Material Transactions with the State of Domicile, as required by the Model Act?

Yes [☐] No [☒]
- 1.2

If yes, has the report been filed with the domiciliary state?

Yes [☐] No [☐]
- 2.1

Has any change been made during the year of this statement in the charter, by-laws, articles of incorporation, or deed of settlement of the reporting entity?

Yes [☐] No [☒]
- 2.2

If yes, date of change:
- 3.1

Is the reporting entity a member of an Insurance Holding Company System consisting of two or more affiliated persons, one or more of which is an insurer?

If yes, complete Schedule Y, Parts 1 and 1A.

Yes [☒] No [☐]
- 3.2

Have there been any substantial changes in the organizational chart since the prior quarter end?

Yes [☒] No [☐]
- 3.3

If the response to 3.2 is yes, provide a brief description of those changes.
Anthem Life and Disability Insurance Company merged into Standard Life Insurance Company of New York
- 3.4

Is the reporting entity publicly traded or a member of a publicly traded group?

Yes [☐] No [☒]
- 3.5

If the response to 3.4 is yes, provide the CIK (Central Index Key) code issued by the SEC for the entity/group.
- 4.1

Has the reporting entity been a party to a merger or consolidation during the period covered by this statement?

Yes [☒] No [☐]
- 4.2

If yes, provide the name of the entity, NAIC Company Code, and state of domicile (use two letter state abbreviation) for any entity that has ceased to exist as a result of the merger or consolidation.

1 Name of Entity	2 NAIC Company Code	3 State of Domicile
Anthem Life and Disability Insurance Company	13573	NY.....
5.

If the reporting entity is subject to a management agreement, including third-party administrator(s), managing general agent(s), attorney-in-fact, or similar agreement, have there been any significant changes regarding the terms of the agreement or principals involved?

If yes, attach an explanation.

Yes [☐] No [☒] N/A [☐]
- 6.1

State as of what date the latest financial examination of the reporting entity was made or is being made.

12/31/2020
- 6.2

State the as of date that the latest financial examination report became available from either the state of domicile or the reporting entity. This date should be the date of the examined balance sheet and not the date the report was completed or released.

12/31/2020
- 6.3

State as of what date the latest financial examination report became available to other states or the public from either the state of domicile or the reporting entity. This is the release date or completion date of the examination report and not the date of the examination (balance sheet date).

10/03/2022
- 6.4

By what department or departments?
New York Department of Financial Services
- 6.5

Have all financial statement adjustments within the latest financial examination report been accounted for in a subsequent financial statement filed with Departments?

Yes [☐] No [☐] N/A [☒]
- 6.6

Have all of the recommendations within the latest financial examination report been complied with?

Yes [☐] No [☐] N/A [☒]
- 7.1

Has this reporting entity had any Certificates of Authority, licenses or registrations (including corporate registration, if applicable) suspended or revoked by any governmental entity during the reporting period?

Yes [☐] No [☒]
- 7.2

If yes, give full information:
- 8.1

Is the company a subsidiary of a bank holding company regulated by the Federal Reserve Board?

Yes [☐] No [☒]
- 8.2

If response to 8.1 is yes, please identify the name of the bank holding company.
- 8.3

Is the company affiliated with one or more banks, thrifts or securities firms?

Yes [☒] No [☐]
- 8.4

If response to 8.3 is yes, please provide below the names and location (city and state of the main office) of any affiliates regulated by a federal regulatory services agency [i.e. the Federal Reserve Board (FRB), the Office of the Comptroller of the Currency (OCC), the Federal Deposit Insurance Corporation (FDIC) and the Securities Exchange Commission (SEC)] and identify the affiliate's primary federal regulator.

1 Affiliate Name	2 Location (City, State)	3 FRB	4 OCC	5 FDIC	6 SEC
StanCorp Equities, Inc	Portland, OR	NO.....	NO.....	NO.....	YES....
StanCorp Investment Advisers, Inc	Portland, OR	NO.....	NO.....	NO.....	YES....

GENERAL INTERROGATORIES

9.1

Are the senior officers (principal executive officer, principal financial officer, principal accounting officer or controller, or persons performing similar functions) of the reporting entity subject to a code of ethics, which includes the following standards?
(a) Honest and ethical conduct, including the ethical handling of actual or apparent conflicts of interest between personal and professional relationships;
(b) Full, fair, accurate, timely and understandable disclosure in the periodic reports required to be filed by the reporting entity;
(c) Compliance with applicable governmental laws, rules and regulations;
(d) The prompt internal reporting of violations to an appropriate person or persons identified in the code; and
(e) Accountability for adherence to the code.

Yes [X] No []

9.11

If the response to 9.1 is No, please explain:
.....

9.2

Has the code of ethics for senior managers been amended?

Yes [] No [X]

9.21

If the response to 9.2 is Yes, provide information related to amendment(s).
.....

9.3

Have any provisions of the code of ethics been waived for any of the specified officers?

Yes [] No [X]

9.31

If the response to 9.3 is Yes, provide the nature of any waiver(s).
.....

FINANCIAL

10.1

Does the reporting entity report any amounts due from parent, subsidiaries or affiliates on Page 2 of this statement?

Yes [X] No []

10.2

If yes, indicate any amounts receivable from parent included in the Page 2 amount:\$.....

0

INVESTMENT

11.1

Were any of the stocks, bonds, or other assets of the reporting entity loaned, placed under option agreement, or otherwise made available for use by another person? (Exclude securities under securities lending agreements.)

Yes [] No [X]

11.2

If yes, give full and complete information relating thereto:
.....

12.

Amount of real estate and mortgages held in other invested assets in Schedule BA:

\$.....

0

13.

Amount of real estate and mortgages held in short-term investments:

\$.....

0

14.1

Does the reporting entity have any investments in parent, subsidiaries and affiliates?

Yes [] No []

14.2

If yes, please complete the following:

	1 Prior Year-End Book/Adjusted Carrying Value	2 Current Quarter Book/Adjusted Carrying Value
14.21 Bonds	\$.....0	\$.....0
14.22 Preferred Stock	\$.....0	\$.....0
14.23 Common Stock	\$.....0	\$.....0
14.24 Short-Term Investments	\$.....0	\$.....0
14.25 Mortgage Loans on Real Estate	\$.....0	\$.....0
14.26 All Other	\$.....0	\$.....0
14.27 Total Investment in Parent, Subsidiaries and Affiliates (Subtotal Lines 14.21 to 14.26)	\$.....0	\$.....0
14.28 Total Investment in Parent included in Lines 14.21 to 14.26 above	\$.....0	\$.....0

15.1

Has the reporting entity entered into any hedging transactions reported on Schedule DB?

Yes [] No [X]

15.2

If yes, has a comprehensive description of the hedging program been made available to the domiciliary state? Yes [] No [] N/A []
If no, attach a description with this statement.
.....

16.

For the reporting entity's security lending program, state the amount of the following as of the current statement date:

16.1

Total fair value of reinvested collateral assets reported on Schedule DL, Parts 1 and 2.

\$.....

0

16.2

Total book/adjusted carrying value of reinvested collateral assets reported on Schedule DL, Parts 1 and 2

\$.....

0

16.3

Total payable for securities lending reported on the liability page.

\$.....

0

STATEMENT AS OF JUNE 30, 2025 OF THE STANDARD LIFE INSURANCE COMPANY OF NEW YORK

GENERAL INTERROGATORIES

17. Excluding items in Schedule E - Part 3 - Special Deposits, real estate, mortgage loans and investments held physically in the reporting entity's offices, vaults or safety deposit boxes, were all stocks, bonds and other securities, owned throughout the current year held pursuant to a custodial agreement with a qualified bank or trust company in accordance with Section 1, III - General Examination Considerations, F. Outsourcing of Critical Functions, Custodial or Safekeeping Agreements of the NAIC Financial Condition Examiners Handbook? Yes [X] No []
- 17.1 For all agreements that comply with the requirements of the NAIC Financial Condition Examiners Handbook, complete the following:

1 Name of Custodian(s)	2 Custodian Address
BNY Mellon	One Wall Street New York, NY 10286
JP Morgan Chase Bank, N.A.	383 Madison Ave, New York NY 10179

- 17.2 For all agreements that do not comply with the requirements of the NAIC Financial Condition Examiners Handbook, provide the name, location and a complete explanation:

1 Name(s)	2 Location(s)	3 Complete Explanation(s)

- 17.3 Have there been any changes, including name changes, in the custodian(s) identified in 17.1 during the current quarter? Yes [] No [X]
- 17.4 If yes, give full information relating thereto:

1 Old Custodian	2 New Custodian	3 Date of Change	4 Reason

- 17.5 Investment management – Identify all investment advisors, investment managers, broker/dealers, including individuals that have the authority to make investment decisions on behalf of the reporting entity. This includes both primary and sub-advisors. For assets that are managed internally by employees of the reporting entity, note as such. ["...that have access to the investment accounts"; "...handle securities"]

1 Name of Firm or Individual	2 Affiliation
Standard Management, Inc.	A.....

- 17.5097 For those firms/individuals listed in the table for Question 17.5, do any firms/individuals unaffiliated with the reporting entity (i.e. designated with a "U") manage more than 10% of the reporting entity's invested assets?..... Yes [] No []

- 17.5098 For firms/individuals unaffiliated with the reporting entity (i.e. designated with a "U") listed in the table for Question 17.5, does the total assets under management aggregate to more than 50% of the reporting entity's invested assets?..... Yes [] No []

- 17.6 For those firms or individuals listed in the table for 17.5 with an affiliation code of "A" (affiliated) or "U" (unaffiliated), provide the information for the table below.

1	2	3	4	5
Central Registration Depository Number	Name of Firm or Individual	Legal Entity Identifier (LEI)	Registered With	Investment Management Agreement (IMA) Filed
.....	Standard Management, Inc.	Not registered investment advisor	NO.....

- 18.1 Have all the filing requirements of the Purposes and Procedures Manual of the NAIC Investment Analysis Office been followed? Yes [X] No []
- 18.2 If no, list exceptions:

19. By self-designating 5GI securities, the reporting entity is certifying the following elements for each self-designated 5GI security:
- a. Documentation necessary to permit a full credit analysis of the security does not exist or an NAIC CRP credit rating for an FE or PL security is not available.
 - b. Issuer or obligor is current on all contracted interest and principal payments.
 - c. The insurer has an actual expectation of ultimate payment of all contracted interest and principal.
- Has the reporting entity self-designated 5GI securities? Yes [] No [X]

20. By self-designating PLGI securities, the reporting entity is certifying the following elements of each self-designated PLGI security:
- a. The security was purchased prior to January 1, 2018.
 - b. The reporting entity is holding capital commensurate with the NAIC Designation reported for the security.
 - c. The NAIC Designation was derived from the credit rating assigned by an NAIC CRP in its legal capacity as a NRSRO which is shown on a current private letter rating held by the insurer and available for examination by state insurance regulators.
 - d. The reporting entity is not permitted to share this credit rating of the PL security with the SVO.
- Has the reporting entity self-designated PLGI securities? Yes [] No [X]

21. By assigning FE to a Schedule BA non-registered private fund, the reporting entity is certifying the following elements of each self-designated FE fund:
- a. The shares were purchased prior to January 1, 2019.
 - b. The reporting entity is holding capital commensurate with the NAIC Designation reported for the security.
 - c. The security had a public credit rating(s) with annual surveillance assigned by an NAIC CRP in its legal capacity as an NRSRO prior to January 1, 2019.
 - d. The fund only or predominantly holds bonds in its portfolio.
 - e. The current reported NAIC Designation was derived from the public credit rating(s) with annual surveillance assigned by an NAIC CRP in its legal capacity as an NRSRO.
 - f. The public credit rating(s) with annual surveillance assigned by an NAIC CRP has not lapsed.
- Has the reporting entity assigned FE to Schedule BA non-registered private funds that complied with the above criteria? Yes [] No [X]

GENERAL INTERROGATORIES

PART 2 - LIFE AND ACCIDENT AND HEALTH COMPANIES/FRATERNAL BENEFIT SOCIETIES

Life and Accident Health Companies/Fraternal Benefit Societies:

1.

Report the statement value of mortgage loans at the end of this reporting period for the following categories:

1

Amount

1.1

Long-Term Mortgages In Good Standing

1.11

Farm Mortgages

\$

0

1.12

Residential Mortgages

\$

0

1.13

Commercial Mortgages

\$

128,389,190

1.14

Total Mortgages in Good Standing

\$

128,389,190

1.2

Long-Term Mortgages In Good Standing with Restructured Terms

1.21

Total Mortgages in Good Standing with Restructured Terms

\$

0

1.3

Long-Term Mortgage Loans Upon which Interest is Overdue more than Three Months

1.31

Farm Mortgages

\$

0

1.32

Residential Mortgages

\$

0

1.33

Commercial Mortgages

\$

0

1.34

Total Mortgages with Interest Overdue more than Three Months

\$

0

1.4

Long-Term Mortgage Loans in Process of Foreclosure

1.41

Farm Mortgages

\$

0

1.42

Residential Mortgages

\$

0

1.43

Commercial Mortgages

\$

0

1.44

Total Mortgages in Process of Foreclosure

\$

0

1.5

Total Mortgage Loans (Lines 1.14 + 1.21 + 1.34 + 1.44) (Page 2, Column 3, Lines 3.1 + 3.2)

\$

128,389,190

1.6

Long-Term Mortgages Foreclosed, Properties Transferred to Real Estate in Current Quarter

1.61

Farm Mortgages

\$

0

1.62

Residential Mortgages

\$

0

1.63

Commercial Mortgages

\$

0

1.64

Total Mortgages Foreclosed and Transferred to Real Estate

\$

0

2.

Operating Percentages:

2.1

A&H loss percent

75.077

%

2.2

A&H cost containment percent

0.000

%

2.3

A&H expense percent excluding cost containment expenses

29.599

%

3.1

Do you act as a custodian for health savings accounts?

Yes

[]

No

[X]

3.2

If yes, please provide the amount of custodial funds held as of the reporting date

\$

0

3.3

Do you act as an administrator for health savings accounts?

Yes

[]

No

[X]

3.4

If yes, please provide the balance of the funds administered as of the reporting date

\$

0

4.

Is the reporting entity licensed or chartered, registered, qualified, eligible or writing business in at least two states?

Yes

[]

No

[X]

4.1

If no, does the reporting entity assume reinsurance business that covers risks residing in at least one state other than the state of domicile of the reporting entity?

Yes

[]

No

[X]

Fraternal Benefit Societies Only:

5.1

In all cases where the reporting entity has assumed accident and health risks from another company, provisions should be made in this statement on account of such reinsurances for reserve equal to that which the original company would have been required to establish had it retained the risks. Has this been done?

Yes

[]

No

[]

N/A

[]

5.2

If no, explain:

6.1

Does the reporting entity have outstanding assessments in the form of liens against policy benefits that have increased surplus?

Yes

[]

No

[]

6.2

If yes, what is the date(s) of the original lien and the total outstanding balance of liens that remain in surplus?

Date	Outstanding Lien Amount

STATEMENT AS OF JUNE 30, 2025 OF THE STANDARD LIFE INSURANCE COMPANY OF NEW YORK

SCHEDULE S - CEDED REINSURANCE

Showing All New Reinsurance Treaties - Current Year to Date

[illegible]

STATEMENT AS OF JUNE 30, 2025 OF THE STANDARD LIFE INSURANCE COMPANY OF NEW YORK

SCHEDULE T - PREMIUMS AND ANNUITY CONSIDERATIONS

Current Year To Date - Allocated by States and Territories

States, Etc.			Direct Business Only					
			Life Contracts		4 Accident and Health Insurance Premiums, Including Policy, Membership and Other Fees	5 Other Considerations	6 Total Columns 2 Through 5	7 Deposit-Type Contracts
			2 Life Insurance Premiums	3 Annuity Considerations				
1	Active Status (a)							
1. Alabama	AL	N	0	0	0	0	0	0
2. Alaska	AK	N	0	0	2,097	0	2,097	0
3. Arizona	AZ	N	458	0	26,177	0	26,635	0
4. Arkansas	AR	N	0	0	9,085	0	9,085	0
5. California	CA	N	1,372	0	419,121	0	420,493	0
6. Colorado	CO	N	1,823	0	30,561	0	32,384	0
7. Connecticut	CT	N	5,461	0	135,014	0	140,475	0
8. Delaware	DE	N	55	0	14,734	0	14,789	0
9. District of Columbia	DC	N	55	0	47,863	0	47,918	0
10. Florida	FL	N	20,059	0	124,783	0	144,842	0
11. Georgia	GA	N	405	0	39,904	0	40,309	0
12. Hawaii	HI	N	0	0	695	0	695	0
13. Idaho	ID	N	0	0	0	0	0	0
14. Illinois	IL	N	434	0	98,245	0	98,679	0
15. Indiana	IN	N	0	0	3,948	0	3,948	0
16. Iowa	IA	N	0	0	4,839	0	4,839	0
17. Kansas	KS	N	0	0	2,077	0	2,077	0
18. Kentucky	KY	N	0	0	1,868	0	1,868	0
19. Louisiana	LA	N	0	0	3,276	0	3,276	0
20. Maine	ME	N	0	0	9,442	0	9,442	0
21. Maryland	MD	N	8,926	0	95,575	0	104,501	0
22. Massachusetts	MA	N	2,204	0	100,456	0	102,660	0
23. Michigan	MI	N	55	0	6,004	0	6,059	0
24. Minnesota	MN	N	851	0	4,321	0	5,172	0
25. Mississippi	MS	N	5,638	0	13,593	0	19,231	0
26. Missouri	MO	N	0	0	6,312	0	6,312	0
27. Montana	MT	N	0	0	3,519	0	3,519	0
28. Nebraska	NE	N	0	0	1,955	0	1,955	0
29. Nevada	NV	N	55	0	10,819	0	10,874	0
30. New Hampshire	NH	N	0	0	6,376	0	6,376	0
31. New Jersey	NJ	N	22,197	0	341,185	0	363,382	0
32. New Mexico	NM	N	101	0	2,745	0	2,846	0
33. New York	NY	L	26,998,045	0	69,000,701	0	95,998,746	0
34. North Carolina	NC	N	10,214	0	28,745	0	38,959	0
35. North Dakota	ND	N	0	0	0	0	0	0
36. Ohio	OH	N	3,075	0	31,791	0	34,866	0
37. Oklahoma	OK	N	0	0	145	0	145	0
38. Oregon	OR	N	0	0	14,634	0	14,634	0
39. Pennsylvania	PA	N	6,639	0	69,159	0	75,798	0
40. Rhode Island	RI	N	0	0	5,670	0	5,670	0
41. South Carolina	SC	N	1,362	0	20,138	0	21,500	0
42. South Dakota	SD	N	0	0	0	0	0	0
43. Tennessee	TN	N	312	0	4,826	0	5,138	0
44. Texas	TX	N	461	0	99,036	0	99,497	0
45. Utah	UT	N	0	0	10,916	0	10,916	0
46. Vermont	VT	N	0	0	692	0	692	0
47. Virginia	VA	N	55	0	115,828	0	115,883	0
48. Washington	WA	N	55	0	40,547	0	40,602	0
49. West Virginia	WV	N	1,301	0	4,579	0	5,880	0
50. Wisconsin	WI	N	0	0	11,269	0	11,269	0
51. Wyoming	WY	N	0	0	3,497	0	3,497	0
52. American Samoa	AS	N	0	0	0	0	0	0
53. Guam	GU	N	0	0	0	0	0	0
54. Puerto Rico	PR	N	157	0	260	0	417	0
55. U.S. Virgin Islands	VI	N	0	0	0	0	0	0
56. Northern Mariana Islands	MP	N	0	0	0	0	0	0
57. Canada	CAN	N	0	0	2,331	0	2,331	0
58. Aggregate Other Aliens	OT	XXX	414	0	688	0	1,102	0
59. Subtotal	XXX		27,092,239	0	71,032,041	0	98,124,280	0
90. Reporting entity contributions for employee benefits plans	XXX		0	0	0	0	0	0
91. Dividends or refunds applied to purchase paid-up additions and annuities	XXX		0	0	0	0	0	0
92. Dividends or refunds applied to shorten endowment or premium paying period	XXX		0	0	0	0	0	0
93. Premium or annuity considerations waived under disability or other contract provisions	XXX		0	0	0	0	0	0
94. Aggregate or other amounts not allocable by State	XXX		0	0	0	0	0	0
95. Totals (Direct Business)	XXX		27,092,239	0	71,032,041	0	98,124,280	0
96. Plus Reinsurance Assumed	XXX		0	0	0	0	0	0
97. Totals (All Business)	XXX		27,092,239	0	71,032,041	0	98,124,280	0
98. Less Reinsurance Ceded	XXX		58,675	0	1,544,713	0	1,603,388	0
99. Totals (All Business) less Reinsurance Ceded	XXX		27,033,564	0	69,487,328	0	96,520,892	0
DETAILS OF WRITE-INS								
58001. Other Alien	1ZZZ	XXX	414	0	688	0	1,102	0
58002.		XXX						
58003.		XXX						
58998. Summary of remaining write-ins for Line 58 from overflow page		XXX	0	0	0	0	0	0
58999. Totals (Lines 58001 through 58003 plus 58998)(Line 58 above)		XXX	414	0	688	0	1,102	0
9401.		XXX						
9402.		XXX						
9403.		XXX						
9498. Summary of remaining write-ins for Line 94 from overflow page		XXX	0	0	0	0	0	0
9499. Totals (Lines 9401 through 9403 plus 9498)(Line 94 above)		XXX	0	0	0	0	0	0

(a) Active Status Counts:

1. L - Licensed or Chartered - Licensed insurance carrier or domiciled RRG.....	1	4. Q - Qualified - Qualified or accredited reinsurer.....	0
2. R - Registered - Non-domiciled RRGs.....	0	5. N - None of the above - Not allowed to write business in the state.....	56
3. E - Eligible - Reporting entities eligible or approved to write surplus lines in the state.....	0		

SCHEDULE Y - INFORMATION CONCERNING ACTIVITIES OF INSURER MEMBERS OF A HOLDING COMPANY GROUP
PART 1 - ORGANIZATION CHART

Company	FEIN	NAIC	LOCATION	Ownership
Meiji Yasuda Life Insurance Company ("MY")			JPN	
StanCorp Financial Group, Inc. ("SFG")	93-1253576		OR	100.00% owned by MY
Standard Insurance Company ("SIC")	93-0242990	69019	OR	100.00% owned by SFG
Standard QOZ Fund, LLC	86-2941531		OR	99.00% owned by SIC, 1.00% by SFG
The Standard Life Insurance Company of New York	13-4119477	89009	NY	100.00% owned by SFG
Standard Retirement Services, Inc.	25-1838406		OR	100.00% owned by SFG
StanCorp Equities, Inc.	93-0930972		OR	100.00% owned by SFG
StanCorp Mortgage Investors, LLC.	93-1191029		OR	100.00% owned by SFG
StanCorp Investment Advisers, Inc.	93-1296382		OR	100.00% owned by SFG
StanCorp Real Estate, LLC.	93-1191030		OR	100.00% owned by SFG
Standard Management, Inc.	93-0928203		OR	100.00% owned by SFG
Standard Insurance Company Continuing Health & Welfare Benefits Trust	93-1097066		OR	100.00% owned by SFG
The Standard Charitable Foundation	20-3997125		OR	100.00% owned by SFG
American Heritage Life Insurance Company	59-0781901	60534	FL	100.00% owned by SFG
American Heritage Service Company	59-2276596		FL	100.00% owned by SFG
Pacific Guardian Life Insurance Company, Limited	99-0108050	64343	HI	100.00% owned by MY
Meiji Yasuda America Incorporated	51-0383916		NY	100.00% owned by MY
Meiji Yasuda Europe Limited			GBR	100.00% owned by MY
Meiji Yasuda Asia Pacific Limited			SGP	100.00% owned by MY
Founder Meiji Yasuda Life Insurance Co., Ltd.			CHN	29.20% owned by MY
TU Europa S.A.			POL	49.90% owned by MY
TUiR Warta S.A.			POL	24.30% owned by MY
Thai Life Insurance Public Company Limited			THA	17.00% owned by MY
Meiji Yasuda General Insurance Co., Ltd.			JPN	100.00% owned by MY
Meiji Yasuda Insurance Service Company, Limited			JPN	100.00% owned by MY
Meiji Yasuda Asset Management Company Ltd.			JPN	100.00% owned by MY
Meiji Yasuda Real Estate Management Company Limited			JPN	100.00% owned by MY
Meiji Yasuda Life Planning Center Company, Limited			JPN	100.00% owned by MY
Meiji Yasuda System Technology Company Limited			JPN	100.00% owned by MY

SCHEDULE Y - INFORMATION CONCERNING ACTIVITIES OF INSURER MEMBERS OF A HOLDING COMPANY GROUP
PART 1 - ORGANIZATION CHART

Company	FEIN	NAIC	LOCATION	Ownership
Meiji Yasuda Payment Collection Business Services Company, Limited			JPN	100.00% owned by MY
Meiji Yasuda Office Partners Co., Ltd.			JPN	100.00% owned by MY
Meiji Yasuda Research Institute, Inc.			JPN	100.00% owned by MY
MST Insurance Service Co., Ltd.			JPN	16.10% owned by MY
The Mitsubishi Asset Brains Company, Limited			JPN	25.00% owned by MY
Meiji Yasuda Business Plus Co., Ltd.			JPN	100.00% owned by MY
Meiji Yasuda Trading Company, Ltd.			JPN	100.00% owned by MY
RP Alpha Tokutei Mokuteki Kaisha			JPN	100.00% owned by MY
Meiji Yasuda Life Foundation of Health and Welfare			JPN	100.00% owned by MY
Meiji Yasuda Mental Health Foundation			JPN	100.00% owned by MY
The Meiji Yasuda Cultural Foundation			JPN	100.00% owned by MY
Meiji Yasuda Health Development Foundation			JPN	100.00% owned by MY
General Incorporated Association Meiji Yasuda Holly's			JPN	100.00% owned by MY
NB Investment, LLC.			JPN	100.00% owned by MY
DY Investment, LLC.			JPN	100.00% owned by MY
KC Investment, LLC.			JPN	100.00% owned by MY
Topaz Private Income I Parallel A, LPS			JPN	99.00% owned by MY
KAS Investment, LLC			JPN	99.70% owned by MY
M-SMY Investment, LLC			JPN	100.00% owned by MY
MT-SMY Investment, LLC			JPN	100.00% owned by MY
Golden Kite, LLC			JPN	100.00% owned by MY
Meiji Yasuda Future Innovation Fund L.P.			JPN	99.50% owned by MY
MY Prime Property L.P.			KY	100.00% owned by MY
HTFF Cayman Feeder 1 L.P.			KY	100.00% owned by MP
M-SMY2 Investment, LLC.			JPN	99.90% owned by MY
N-SMY Investment GK, LLC.			JPN	100.00% owned by MY

STATEMENT AS OF JUNE 30, 2025 OF THE STANDARD LIFE INSURANCE COMPANY OF NEW YORK

SCHEDULE Y
PART 1A - DETAILS OF INSURANCE HOLDING COMPANY SYSTEM

1	2	3	4	5	6	7	8	9	10	11	12 Type of Control (Ownership, Board, Management, Attorney-in-Fact, Influence, Other)	13 If Control is Owner- ship Provide Percen- tage	14 Ultimate Controlling Entity(ies)/Person(s)	15 Is an SCA Filing Re- quired? (Yes/No)	16 *
Group Code	Group Name	NAIC Company Code	ID Number	Federal RSSD	CIK	Name of Securities Exchange if Publicly Traded (U.S. or International)	Names of Parent, Subsidiaries Or Affiliates	Domi- ciliary Loca- tion	Rela- tion- ship to Reporting Entity	Directly Controlled by (Name of Entity/Person)					
		00000					Meiji Yasuda Life Insurance Company	..JPN	..UIP			0.000		..NO	1
1348	Meiji Yasuda Life Insurance Group	00000	93-1253576				StanCorp Financial Group, Inc.	..OR	..UDP	Meiji Yasuda Life Insurance Company	Ownership	100.000	Meiji Yasuda Life Insurance Company	..NO	
1348	Meiji Yasuda Life Insurance Group	69019	93-0242990				Standard Insurance Company	..OR	..IA	StanCorp Financial Group, Inc.	Ownership	100.000	Meiji Yasuda Life Insurance Company	..NO	
		00000	86-2941531				Standard QOZ Fund, LLC	..OR	..NIA	Standard Insurance Company	Ownership	99.000	Meiji Yasuda Life Insurance Company	..NO	
		00000	86-2941531				Standard QOZ Fund, LLC	..OR	..NIA	StanCorp Financial Group, Inc.	Influence	0.000	Meiji Yasuda Life Insurance Company	..NO	
							The Standard Life Insurance Company of New York	..NY	..RE	StanCorp Financial Group, Inc.	Ownership	100.000	Meiji Yasuda Life Insurance Company	..NO	
1348	Meiji Yasuda Life Insurance Group	89009	13-4119477				Standard Retirement Services, Inc.	..OR	..NIA	StanCorp Financial Group, Inc.	Ownership	100.000	Meiji Yasuda Life Insurance Company	..NO	
		00000	25-1838406				StanCorp Equities, Inc.	..OR	..NIA	StanCorp Financial Group, Inc.	Ownership	100.000	Meiji Yasuda Life Insurance Company	..NO	
		00000	93-0930972				StanCorp Mortgage Investors, LLC	..OR	..NIA	StanCorp Financial Group, Inc.	Ownership	100.000	Meiji Yasuda Life Insurance Company	..NO	
		00000	93-1191029				StanCorp Investment Advisers, Inc.	..OR	..NIA	StanCorp Financial Group, Inc.	Ownership	100.000	Meiji Yasuda Life Insurance Company	..NO	
		00000	93-1296382				StanCorp Real Estate, LLC	..OR	..NIA	StanCorp Financial Group, Inc.	Ownership	100.000	Meiji Yasuda Life Insurance Company	..NO	
		00000	93-1191030				Standard Management, Inc.	..OR	..NIA	StanCorp Financial Group, Inc.	Ownership	100.000	Meiji Yasuda Life Insurance Company	..NO	
		00000	93-0928203				Standard Insurance Company Continuing Health & Welfare Benefits Trust	..OR	..NIA	StanCorp Financial Group, Inc.	Ownership	100.000	Meiji Yasuda Life Insurance Company	..NO	
		00000	93-1097066				The Standard Charitable Foundation	..OR	..NIA	StanCorp Financial Group, Inc.	Ownership	100.000	Meiji Yasuda Life Insurance Company	..NO	
1348	Meiji Yasuda Life Insurance Group	60534	59-0781901				American Heritage Life Insurance Company	..FL	..IA	StanCorp Financial Group, Inc.	Ownership	100.000	Meiji Yasuda Life Insurance Company	..NO	
		00000	59-2276596				American Heritage Service Company	..FL	..NIA	StanCorp Financial Group, Inc.	Ownership	100.000	Meiji Yasuda Life Insurance Company	..NO	
1348	Meiji Yasuda Life Insurance Group	64343	99-0108050				Pacific Guardian Life Insurance Company, Limited	..HI	..IA	Meiji Yasuda Life Insurance Company	Ownership	100.000	Meiji Yasuda Life Insurance Company	..NO	2
		00000	51-0383916				Meiji Yasuda America Incorporated	..NY	..NIA	Meiji Yasuda Life Insurance Company	Ownership	100.000	Meiji Yasuda Life Insurance Company	..NO	3
		00000					Meiji Yasuda Europe Limited	..GBR	..NIA	Meiji Yasuda Life Insurance Company	Ownership	100.000	Meiji Yasuda Life Insurance Company	..NO	
		00000					Meiji Yasuda Asia Pacific Limited	..SGP	..NIA	Meiji Yasuda Life Insurance Company	Ownership	100.000	Meiji Yasuda Life Insurance Company	..NO	
							Founder Meiji Yasuda Life Insurance Co., Ltd.								
		00000						..CHN	..IA	Meiji Yasuda Life Insurance Company	Influence	0.000	Meiji Yasuda Life Insurance Company	..NO	
		00000					TU Europa S.A.	..POL	..IA	Meiji Yasuda Life Insurance Company	Influence	0.000	Meiji Yasuda Life Insurance Company	..NO	3
		00000					TUIR Warta S.A.	..POL	..IA	Meiji Yasuda Life Insurance Company	Influence	0.000	Meiji Yasuda Life Insurance Company	..NO	2
		00000					Thai Life Insurance Public Company Limited	..THA	..IA	Meiji Yasuda Life Insurance Company	Influence	0.000	Meiji Yasuda Life Insurance Company	..NO	
		00000					Meiji Yasuda General Insurance Co., Ltd.	..JPN	..IA	Meiji Yasuda Life Insurance Company	Ownership	100.000	Meiji Yasuda Life Insurance Company	..NO	
							Meiji Yasuda Insurance Service Company, Limited	..JPN	..NIA	Meiji Yasuda Life Insurance Company	Ownership	100.000	Meiji Yasuda Life Insurance Company	..NO	
		00000					Meiji Yasuda Asset Management Company Ltd.	..JPN	..NIA	Meiji Yasuda Life Insurance Company	Ownership	100.000	Meiji Yasuda Life Insurance Company	..NO	
		00000					Meiji Yasuda Real Estate Management Company Limited	..JPN	..NIA	Meiji Yasuda Life Insurance Company	Ownership	100.000	Meiji Yasuda Life Insurance Company	..NO	
							Meiji Yasuda Life Planning Center Company, Limited	..JPN	..NIA	Meiji Yasuda Life Insurance Company	Ownership	100.000	Meiji Yasuda Life Insurance Company	..NO	
		00000					Meiji Yasuda System Technology Company Limited	..JPN	..NIA	Meiji Yasuda Life Insurance Company	Ownership	100.000	Meiji Yasuda Life Insurance Company	..NO	
							Meiji Yasuda Payment Collection Business Services Company, Limited	..JPN	..NIA	Meiji Yasuda Life Insurance Company	Ownership	100.000	Meiji Yasuda Life Insurance Company	..NO	
		00000					Meiji Yasuda Office Partners Co., Ltd.	..JPN	..NIA	Meiji Yasuda Life Insurance Company	Ownership	100.000	Meiji Yasuda Life Insurance Company	..NO	
		00000					Meiji Yasuda Research Institute, Inc.	..JPN	..NIA	Meiji Yasuda Life Insurance Company	Ownership	100.000	Meiji Yasuda Life Insurance Company	..NO	
		00000					MST Insurance Service Co., Ltd.	..JPN	..NIA	Meiji Yasuda Life Insurance Company	Influence	0.000	Meiji Yasuda Life Insurance Company	..NO	
							The Mitsubishi Asset Brains Company, Limited								
		00000						..JPN	..NIA	Meiji Yasuda Life Insurance Company	Influence	0.000	Meiji Yasuda Life Insurance Company	..NO	
		00000					Meiji Yasuda Business Plus Co., Ltd.	..JPN	..NIA	Meiji Yasuda Life Insurance Company	Ownership	100.000	Meiji Yasuda Life Insurance Company	..NO	
		00000					Meiji Yasuda Trading Company, Ltd.	..JPN	..NIA	Meiji Yasuda Life Insurance Company	Ownership	100.000	Meiji Yasuda Life Insurance Company	..NO	
		00000					RP Alpha Tokutei Mokuteki Kaisha	..JPN	..NIA	Meiji Yasuda Life Insurance Company	Ownership	100.000	Meiji Yasuda Life Insurance Company	..NO	
							Meiji Yasuda Life Foundation of Health and Welfare	..JPN	..NIA	Meiji Yasuda Life Insurance Company	Ownership	100.000	Meiji Yasuda Life Insurance Company	..NO	
		00000						..JPN	..NIA	Meiji Yasuda Life Insurance Company	Ownership	100.000	Meiji Yasuda Life Insurance Company	..NO	
		00000					Meiji Yasuda Mental Health Foundation	..JPN	..NIA	Meiji Yasuda Life Insurance Company	Ownership	100.000	Meiji Yasuda Life Insurance Company	..NO	

STATEMENT AS OF JUNE 30, 2025 OF THE STANDARD LIFE INSURANCE COMPANY OF NEW YORK

SCHEDULE Y

PART 1A - DETAILS OF INSURANCE HOLDING COMPANY SYSTEM

1	2	3	4	5	6	7	8	9	10	11	12	13	14	15	16
Group Code	Group Name	NAIC Company Code	ID Number	Federal RSSD	CIK	Name of Securities Exchange if Publicly Traded (U.S. or International)	Names of Parent, Subsidiaries Or Affiliates	Domi-ciliary Loca-tion	Relation-ship to Reporting Entity	Directly Controlled by (Name of Entity/Person)	Type of Control (Ownership, Board, Management, Attorney-in-Fact, Influence, Other)	If Control is Owner-ship Provide Percen-tage	Ultimate Controlling Entity(ies)/Person(s)	Is an SCA Filing Re-quired? (Yes/No)	*
.... 00000	The Meiji Yasuda Cultural FoundationJPN..... NIA.....	Meiji Yasuda Life Insurance Company	Ownership.....	100.000 ...	Meiji Yasuda Life Insurance Company NO.....
.... 00000	Meiji Yasuda Health Development FoundationJPN..... NIA.....	Meiji Yasuda Life Insurance Company	Ownership.....	100.000 ...	Meiji Yasuda Life Insurance Company NO.....
.... 00000	General Incorporated Association Meiji Yasuda	..JPN..... NIA.....	Meiji Yasuda Life Insurance Company	Ownership.....	100.000 ...	Meiji Yasuda Life Insurance Company NO.....
.... 00000	Holly'sJPN..... NIA.....	Meiji Yasuda Life Insurance Company	Ownership.....	100.000 ...	Meiji Yasuda Life Insurance Company NO.....
.... 00000	NB Investment, LLC.JPN..... NIA.....	Meiji Yasuda Life Insurance Company	Ownership.....	100.000 ...	Meiji Yasuda Life Insurance Company NO.....
.... 00000	DY Investment, LLC.JPN..... NIA.....	Meiji Yasuda Life Insurance Company	Ownership.....	100.000 ...	Meiji Yasuda Life Insurance Company NO.....
.... 00000	KC Investment, LLC.JPN..... NIA.....	Meiji Yasuda Life Insurance Company	Ownership.....	100.000 ...	Meiji Yasuda Life Insurance Company NO.....
.... 00000	Topaz Private Income I Parallel A, LPSJPN..... NIA.....	Meiji Yasuda Life Insurance Company	Ownership.....	99.000 ...	Meiji Yasuda Life Insurance Company NO.....
.... 00000	KAS Investment, LLCJPN..... NIA.....	Meiji Yasuda Life Insurance Company	Ownership.....	99.700 ...	Meiji Yasuda Life Insurance Company NO.....
.... 00000	M-SMY Investment, LLCJPN..... NIA.....	Meiji Yasuda Life Insurance Company	Ownership.....	100.000 ...	Meiji Yasuda Life Insurance Company NO.....
.... 00000	MT-SMY Investment, LLCJPN..... NIA.....	Meiji Yasuda Life Insurance Company	Ownership.....	100.000 ...	Meiji Yasuda Life Insurance Company NO.....
.... 00000	Golden Kite, LLCJPN..... NIA.....	Meiji Yasuda Life Insurance Company	Ownership.....	100.000 ...	Meiji Yasuda Life Insurance Company NO.....
.... 00000	Meiji Yasuda Future Innovation Fund L.P.JPN..... NIA.....	Meiji Yasuda Life Insurance Company	Ownership.....	99.500 ...	Meiji Yasuda Life Insurance Company NO.....
.... 00000	MY Prime Property L.P. GA..... NIA.....	Meiji Yasuda Life Insurance Company	Ownership.....	100.000 ...	Meiji Yasuda Life Insurance Company NO.....
.... 00000	HTFF Cayman Feeder 1 L.P. GA..... NIA.....	Meiji Yasuda Life Insurance Company	Ownership.....	100.000 ...	Meiji Yasuda Life Insurance Company NO.....
.... 00000	M-SMY2 Investment, LLC.JPN..... NIA.....	Meiji Yasuda Life Insurance Company	Ownership.....	99.900 ...	Meiji Yasuda Life Insurance Company NO.....
.... 00000	N-SMY Investment GK, LLC.JPN..... NIA.....	Meiji Yasuda Life Insurance Company	Ownership.....	100.000 ...	Meiji Yasuda Life Insurance Company NO.....

Asterisk	Explanation
1	Meiji Yasuda Life Insurance Company is a mutual insurance company owned by its policyholders.
2	Company has one subsidiary.
3	Company has two subsidiaries.

STATEMENT AS OF JUNE 30, 2025 OF THE STANDARD LIFE INSURANCE COMPANY OF NEW YORK

SUPPLEMENTAL EXHIBITS AND SCHEDULES INTERROGATORIES

The following supplemental reports are required to be filed as part of your statement filing. However, in the event that your company does not transact the type of business for which the special report must be filed, your response of NO to the specific interrogatory will be accepted in lieu of filing a "NONE" report and a bar code will be printed below. If the supplement is required of your company but is not being filed for whatever reason enter SEE EXPLANATION and provide an explanation following the interrogatory questions.

	Response
1. Will the Trusteed Surplus Statement be filed with the state of domicile and the NAIC with this statement?	NO
2. Will the Medicare Part D Coverage Supplement be filed with the state of domicile and the NAIC with this statement?	NO
3. Will the Reasonableness of Assumptions Certification required by Actuarial Guideline XXXV be filed with the state of domicile and electronically with the NAIC?	NO
4. Will the Reasonableness and Consistency of Assumptions Certification required by Actuarial Guideline XXXV be filed with the state of domicile and electronically with the NAIC?	NO
5. Will the Reasonableness of Assumptions Certification for Implied Guaranteed Rate Method required by Actuarial Guideline XXXVI be filed with the state of domicile and electronically with the NAIC?	NO
6. Will the Reasonableness and Consistency of Assumptions Certification required by Actuarial Guideline XXXVI (Updated Average Market Value) be filed with the state of domicile and electronically with the NAIC?	NO
7. Will the Reasonableness and Consistency of Assumptions Certification required by Actuarial Guideline XXXVI (Updated Market Value) be filed with the state of domicile and electronically with the NAIC?	NO
8. Will the Life PBR Statement of Exemption be filed with the state of domicile by July 1st and electronically with the NAIC with the second quarterly filing per the Valuation Manual (by August 15)? (2nd Quarter Only) The response for 1st and 3rd quarters should be N/A. A NO response resulting with a bar code is only appropriate in the 2nd quarter. In the case of an ongoing statement of exemption, enter "SEE EXPLANATION" and provide as an explanation that the company is utilizing an ongoing statement of exemption.	YES

AUGUST FILING


9. Will the regulator-only (non-public) Communication of Internal Control Related Matters Noted in Audit be filed with the state of domicile and electronically with the NAIC (as a regulator-only non-public document) by August 1? The response for 1st and 3rd quarters should be N/A. A NO response resulting with a bar code is only appropriate in the 2nd quarter.	YES
--	-----

Explanation:

1.
2.
3.
4.
5.
6.
7.

Bar Code:

1. Trusteed Surplus Statement [Document Identifier 490]
2. Medicare Part D Coverage Supplement [Document Identifier 365]
3. Reasonableness of Assumptions Certification required by Actuarial Guideline XXXV [Document Identifier 445]
4. Reasonableness and Consistency of Assumptions Certification required by Actuarial Guideline XXXV [Document Identifier 446]
5. Reasonableness of Assumptions Certification for Implied Guaranteed Rate Method required by Actuarial Guideline XXXVI [Document Identifier 447]
6. Reasonableness and Consistency of Assumptions Certification required by Actuarial Guideline XXXVI [Document Identifier 448]
7. Reasonableness and Consistency of Assumptions Certification required by Actuarial Guideline XXXVI (Updated Market Value) [Document Identifier 449]



STATEMENT AS OF JUNE 30, 2025 OF THE STANDARD LIFE INSURANCE COMPANY OF NEW YORK

OVERFLOW PAGE FOR WRITE-INS

Additional Write-ins for Assets Line 25

		Current Statement Date			4 December 31 Prior Year Net Admitted Assets
		1 Assets	2 Nonadmitted Assets	3 Net Admitted Assets (Cols. 1 - 2)	
2504.	Deposits Paid	89,454	0	89,454	92,808
2505.	VODA, net	5,179,167	5,179,167	0	0
2597.	Summary of remaining write-ins for Line 25 from overflow page	5,268,621	5,179,167	89,454	92,808

SCHEDULE A - VERIFICATION

Real Estate

	1	2
	Year to Date	Prior Year Ended December 31
1. Book/adjusted carrying value, December 31 of prior year		
2. Cost of acquired:		
2.1 Actual cost at time of acquisition		
2.2 Additional investment made after acquisition		
3. Current year change in encumbrances		
4. Total gain (loss) on disposals		
5. Deduct amounts received on disposals		
6. Total foreign exchange change in book/adjusted carrying value		
7. Deduct current year's other than temporary impairment recognized		
8. Deduct current year's depreciation		
9. Book/adjusted carrying value at the end of current period (Lines 1+2+3+4-5+6-7-8)		
10. Deduct total nonadmitted amounts		
11. Statement value at end of current period (Line 9 minus Line 10)		

SCHEDULE B - VERIFICATION

Mortgage Loans

	1	2
	Year to Date	Prior Year Ended December 31
1. Book value/recorded investment excluding accrued interest, December 31 of prior year	139,914,958	131,834,525
2. Cost of acquired:		
2.1 Actual cost at time of acquisition	0	16,688,850
2.2 Additional investment made after acquisition	0	0
3. Capitalized deferred interest and other	0	0
4. Accrual of discount	0	0
5. Unrealized valuation increase/(decrease)	0	0
6. Total gain (loss) on disposals	0	0
7. Deduct amounts received on disposals	11,259,561	8,608,417
8. Deduct amortization of premium and mortgage interest points and commitment fees	0	0
9. Total foreign exchange change in book value/recorded investment excluding accrued interest	0	0
10. Deduct current year's other than temporary impairment recognized	0	0
11. Book value/recorded investment excluding accrued interest at end of current period (Lines 1+2+3+4+5+6-7-8+9-10)	128,655,397	139,914,958
12. Total valuation allowance	(266,206)	(256,187)
13. Subtotal (Line 11 plus Line 12)	128,389,191	139,658,771
14. Deduct total nonadmitted amounts	0	0
15. Statement value at end of current period (Line 13 minus Line 14)	128,389,191	139,658,771

SCHEDULE BA - VERIFICATION

Other Long-Term Invested Assets

	1	2
	Year to Date	Prior Year Ended December 31
1. Book/adjusted carrying value, December 31 of prior year		
2. Cost of acquired:		
2.1 Actual cost at time of acquisition		
2.2 Additional investment made after acquisition		
3. Capitalized deferred interest and other		
4. Accrual of discount		
5. Unrealized valuation increase/(decrease)		
6. Total gain (loss) on disposals		
7. Deduct amounts received on disposals		
8. Deduct amortization of premium, depreciation and proportional amortization		
9. Total foreign exchange change in book/adjusted carrying value		
10. Deduct current year's other than temporary impairment recognized		
11. Book/adjusted carrying value at end of current period (Lines 1+2+3+4+5+6-7-8+9-10)		
12. Deduct total nonadmitted amounts		
13. Statement value at end of current period (Line 11 minus Line 12)		

SCHEDULE D - VERIFICATION

Bonds and Stocks

	1	2
	Year to Date	Prior Year Ended December 31
1. Book/adjusted carrying value of bonds and stocks, December 31 of prior year	204,554,171	190,274,666
2. Cost of bonds and stocks acquired	0	34,334,303
3. Accrual of discount	139,647	269,243
4. Unrealized valuation increase/(decrease)	0	0
5. Total gain (loss) on disposals	0	(29,297)
6. Deduct consideration for bonds and stocks disposed of	8,450,831	19,941,786
7. Deduct amortization of premium	176,254	352,958
8. Total foreign exchange change in book/adjusted carrying value	0	0
9. Deduct current year's other than temporary impairment recognized	0	0
10. Total investment income recognized as a result of prepayment penalties and/or acceleration fees	0	0
11. Book/adjusted carrying value at end of current period (Lines 1+2+3+4+5-6-7+8-9+10)	196,066,733	204,554,171
12. Deduct total nonadmitted amounts	0	0
13. Statement value at end of current period (Line 11 minus Line 12)	196,066,733	204,554,171

STATEMENT AS OF JUNE 30, 2025 OF THE STANDARD LIFE INSURANCE COMPANY OF NEW YORK

SCHEDULE D - PART 1B

Showing the Acquisitions, Dispositions and Non-Trading Activity
During the Current Quarter for all Bonds and Preferred Stock by NAIC Designation

NAIC Designation	1 Book/Adjusted Carrying Value Beginning of Current Quarter	2 Acquisitions During Current Quarter	3 Dispositions During Current Quarter	4 Non-Trading Activity During Current Quarter	5 Book/Adjusted Carrying Value End of First Quarter	6 Book/Adjusted Carrying Value End of Second Quarter	7 Book/Adjusted Carrying Value End of Third Quarter	8 Book/Adjusted Carrying Value December 31 Prior Year
ISSUER CREDIT OBLIGATIONS (ICO)								
1. NAIC 1 (a)	153,255,934	0	5,070,000	210,864	153,255,934	148,396,798	0	150,999,664
2. NAIC 2 (a)	48,802,933	0	2,501,000	(286,155)	48,802,933	46,015,778	0	51,817,701
3. NAIC 3 (a)	0	0	0	60,188	0	60,188	0	0
4. NAIC 4 (a)	0	0	0	0	0	0	0	0
5. NAIC 5 (a)	0	0	0	0	0	0	0	0
6. NAIC 6 (a)	0	0	0	0	0	0	0	0
7. Total ICO	202,058,867	0	7,571,000	(15,103)	202,058,867	194,472,764	0	202,817,365
ASSET-BACKED SECURITIES (ABS)								
8. NAIC 1	1,617,827	0	23,994	136	1,617,827	1,593,969	0	1,736,806
9. NAIC 2	0	0	0	0	0	0	0	0
10. NAIC 3	0	0	0	0	0	0	0	0
11. NAIC 4	0	0	0	0	0	0	0	0
12. NAIC 5	0	0	0	0	0	0	0	0
13. NAIC 6	0	0	0	0	0	0	0	0
14. Total ABS	1,617,827	0	23,994	136	1,617,827	1,593,969	0	1,736,806
PREFERRED STOCK								
15. NAIC 1	0	0	0	0	0	0	0	0
16. NAIC 2	0	0	0	0	0	0	0	0
17. NAIC 3	0	0	0	0	0	0	0	0
18. NAIC 4	0	0	0	0	0	0	0	0
19. NAIC 5	0	0	0	0	0	0	0	0
20. NAIC 6	0	0	0	0	0	0	0	0
21. Total Preferred Stock	0	0	0	0	0	0	0	0
22. Total ICO, ABS & Preferred Stock	203,676,694	0	7,594,994	(14,967)	203,676,694	196,066,733	0	204,554,171

(a) Book/Adjusted Carrying Value column for the end of the current reporting period includes the following amount of short-term and cash equivalent bonds by NAIC designation:
NAIC 1 \$0 ; NAIC 2 \$0 ; NAIC 3 \$0 NAIC 4 \$0 ; NAIC 5 \$0 ; NAIC 6 \$0

Schedule DA - Part 1 - Short-Term Investments

N O N E

Schedule DA - Verification - Short-Term Investments

N O N E

Schedule DB - Part A - Verification - Options, Caps, Floors, Collars, Swaps and Forwards

N O N E

Schedule DB - Part B - Verification - Futures Contracts

N O N E

Schedule DB - Part C - Section 1 - Replication (Synthetic Asset) Transactions (RSATs) Open

N O N E

Schedule DB-Part C-Section 2-Reconciliation of Replication (Synthetic Asset) Transactions Open

N O N E

Schedule DB - Verification - Book/Adjusted Carrying Value, Fair Value and Potential Exposure of
Derivatives

N O N E

SCHEDULE E - PART 2 - VERIFICATION

(Cash Equivalents)

	1	2
	Year To Date	Prior Year Ended December 31
1. Book/adjusted carrying value, December 31 of prior year	1,556,611	12,000,000
2. Cost of cash equivalents acquired	11,630,117	31,535,359
3. Accrual of discount	0	0
4. Unrealized valuation increase/(decrease)	0	0
5. Total gain (loss) on disposals	0	0
6. Deduct consideration received on disposals	10,449,032	41,978,748
7. Deduct amortization of premium	0	0
8. Total foreign exchange change in book/adjusted carrying value	0	0
9. Deduct current year's other than temporary impairment recognized	0	0
10. Book/adjusted carrying value at end of current period (Lines 1+2+3+4+5-6-7+8-9)	2,737,696	1,556,611
11. Deduct total nonadmitted amounts	0	0
12. Statement value at end of current period (Line 10 minus Line 11)	2,737,696	1,556,611

STATEMENT AS OF JUNE 30, 2025 OF THE STANDARD LIFE INSURANCE COMPANY OF NEW YORK

SCHEDULE A - PART 2

Showing All Real Estate ACQUIRED AND ADDITIONS MADE During the Current Quarter

[illegible]

SCHEDULE A - PART 3

Showing All Real Estate DISPOSED During the Quarter, Including Payments During the Final Year on "Sales Under Contract"

[illegible]

SCHEDULE B - PART 2

[illegible]

SCHEDULE B - PART 3

1	Location		4	5	6	7	Change in Book Value/Recorded Investment						14	15	16	17	18
	2	3					8	9	10	11	12	13					
Loan Number	City	State	Loan Type	Date Acquired	Disposal Date	Book Value/Recorded Investment Excluding Accrued Interest Prior Year	Unrealized Valuation Increase/(Decrease)	Current Year's (Amortization) /Accretion	Current Year's Other-Than-Temporary Impairment Recognized	Capitalized Deferred Interest and Other	Total Change in Book Value (8+9-10+11)	Total Foreign Exchange Change in Book Value	Book Value/Recorded Investment Excluding Accrued Interest on Disposal	Consid-eration	Foreign Exchange Gain (Loss) on Disposal	Realized Gain (Loss) on Disposal	Total Gain (Loss) on Disposal
C3081502	FORT VALLEY	GA		01/10/2024	04/24/2025	1,080,021	0	0	0	0	0	0	1,075,832	1,075,832	0	0	0
B5030901	DETROIT	MI		07/10/2015	06/27/2025	500,613	0	0	0	0	0	0	491,846	491,846	0	0	0
C3090502	LAS VEGAS	NV		12/12/2023	05/30/2025	722,144	0	0	0	0	0	0	719,268	719,268	0	0	0
A5033003	EATON	OH		07/27/2005	06/11/2025	25,305	0	0	0	0	0	0	14,521	14,521	0	0	0
A6030905	FORT WORTH	TX		06/19/2006	04/29/2025	31,474	0	0	0	0	0	0	26,433	26,433	0	0	0
0199999. Mortgages closed by repayment						2,359,557	0	0	0	0	0	0	2,327,899	2,327,899	0	0	0
B1112903	MOBILE	AL		05/10/2012		503,075	0	0	0	0	0	0	6,781	6,781	0	0	0
C0031211	MESA	AZ		07/10/2020		761,059	0	0	0	0	0	0	9,213	9,213	0	0	0
B7102501	PHOENIX	AZ		12/12/2017		516,444	0	0	0	0	0	0	4,589	4,589	0	0	0
B5120202	SCOTTSDALE	AZ		04/12/2016		967,137	0	0	0	0	0	0	10,315	10,315	0	0	0
C2080802	SCOTTSDALE	AZ		11/10/2022		512,156	0	0	0	0	0	0	3,096	3,096	0	0	0
B8071201	SURPRISE	AZ		10/10/2018		563,979	0	0	0	0	0	0	4,328	4,328	0	0	0
B6120504	TEMPE	AZ		02/10/2017		428,181	0	0	0	0	0	0	4,160	4,160	0	0	0
B2031306	TUCSON	AZ		07/11/2012		662,611	0	0	0	0	0	0	9,091	9,091	0	0	0
B3102306	ALHAMBRA	CA		02/11/2014		125,306	0	0	0	0	0	0	1,330	1,330	0	0	0
C4060501	ARROYO GRANDE	CA		09/10/2024		1,602,059	0	0	0	0	0	0	6,203	6,203	0	0	0
B0040803	BAKERSFIELD	CA		08/10/2010		224,886	0	0	0	0	0	0	4,237	4,237	0	0	0

STATEMENT AS OF JUNE 30, 2025 OF THE STANDARD LIFE INSURANCE COMPANY OF NEW YORK

SCHEDULE B - PART 3

Showing All Mortgage Loans DISPOSED, Transferred or Repaid During the Current Quarter

1	Location		4	5	6	7	Change in Book Value/Recorded Investment						14	15	16	17	18
	2	3					8	9	10	11	12	13					
Loan Number	City	State	Loan Type	Date Acquired	Disposal Date	Book Value/ Recorded Investment Excluding Accrued Interest Prior Year	Unrealized Valuation Increase/ (Decrease)	Current Year's (Amortization) /Accretion	Current Year's Other- Than- Temporary Impairment Recognized	Capitalized Deferred Interest and Other	Total Change in Book Value (8+9-10+11)	Total Foreign Exchange Change in Book Value	Book Value/ Recorded Investment Excluding Accrued Interest on Disposal	Consid- eration	Foreign Exchange Gain (Loss) on Disposal	Realized Gain (Loss) on Disposal	Total Gain (Loss) on Disposal
B3101004	BAKERSFIELD	CA		02/11/2014		341,391	0	0	0	0	0	0	4,548	4,548	0	0	0
B1010501	BELL GARDENS	CA		04/11/2011		263,784	0	0	0	0	0	0	9,427	9,427	0	0	0
B8050402	CHULA VISTA	CA		07/10/2018		749,933	0	0	0	0	0	0	6,072	6,072	0	0	0
C3020103	CHULA VISTA	CA		05/10/2023		1,188,488	0	0	0	0	0	0	6,153	6,153	0	0	0
B3030106	EL CAJON	CA		06/11/2013		355,982	0	0	0	0	0	0	4,461	4,461	0	0	0
C3100203	EL SEGUNDO	CA		01/10/2024		968,036	0	0	0	0	0	0	3,895	3,895	0	0	0
B8012202	ENCINITAS	CA		07/10/2018		1,061,828	0	0	0	0	0	0	6,329	6,329	0	0	0
C4042502	ESCONDIDO	CA		08/13/2024		408,615	0	0	0	0	0	0	1,108	1,108	0	0	0
B8100407	FAIR OAKS	CA		02/12/2019		307,732	0	0	0	0	0	0	2,442	2,442	0	0	0
C4041009	FAIR OAKS	CA		08/13/2024		700,777	0	0	0	0	0	0	2,894	2,894	0	0	0
B0042104	FRESNO	CA		07/08/2010		164,948	0	0	0	0	0	0	3,265	3,265	0	0	0
B2091106	FRESNO	CA		01/18/2013		147,440	0	0	0	0	0	0	11,259	11,259	0	0	0
B3121201	GARDENA	CA		03/11/2014		203,694	0	0	0	0	0	0	2,718	2,718	0	0	0
B0110302	HUNTINGTON BEACH	CA		02/09/2011		158,954	0	0	0	0	0	0	2,451	2,451	0	0	0
B2051405	LAFAYETTE	CA		08/09/2012		276,422	0	0	0	0	0	0	7,578	7,578	0	0	0
B6062105	LAGUNA HILLS	CA		09/13/2016		353,952	0	0	0	0	0	0	5,688	5,688	0	0	0
B6062106	LAGUNA HILLS	CA		09/13/2016		353,952	0	0	0	0	0	0	5,688	5,688	0	0	0
B2100401	LOS ANGELES	CA		02/12/2013		583,406	0	0	0	0	0	0	8,054	8,054	0	0	0
B3031305	LOS ANGELES	CA		07/11/2013		771,865	0	0	0	0	0	0	9,501	9,501	0	0	0
C0121007	LOS ANGELES	CA		03/10/2021		2,443,267	0	0	0	0	0	0	19,638	19,638	0	0	0
B1082301	MENLO PARK	CA		12/08/2011		486,411	0	0	0	0	0	0	8,019	8,019	0	0	0
B1082301-1	MENLO PARK	CA		02/12/2019		147,444	0	0	0	0	0	0	2,431	2,431	0	0	0
B0112201	NIPOMO	CA		03/09/2011		197,093	0	0	0	0	0	0	3,598	3,598	0	0	0
B0112202	NIPOMO	CA		03/09/2011		129,495	0	0	0	0	0	0	2,365	2,365	0	0	0
B1110903	NORTH HOLLYWOOD	CA		02/21/2012		380,133	0	0	0	0	0	0	6,350	6,350	0	0	0
C0041301	OAKLAND	CA		08/11/2020		2,005,706	0	0	0	0	0	0	15,628	15,628	0	0	0
B0081802	ONTARIO	CA		11/09/2010		222,126	0	0	0	0	0	0	4,092	4,092	0	0	0
C3012602	ONTARIO	CA		05/10/2023		996,892	0	0	0	0	0	0	5,072	5,072	0	0	0
B1110403	OXNARD	CA		03/08/2012		346,288	0	0	0	0	0	0	5,693	5,693	0	0	0
B7072403	PARAMOUNT	CA		10/10/2017		440,332	0	0	0	0	0	0	2,679	2,679	0	0	0
B6012806	PASO ROBLES	CA		06/10/2016		345,626	0	0	0	0	0	0	3,594	3,594	0	0	0
B8101902	PLEASANTON	CA		01/10/2019		443,965	0	0	0	0	0	0	3,452	3,452	0	0	0
A6070706	RANCHO CORDOVA	CA		10/16/2006		162,345	0	0	0	0	0	0	5,245	5,245	0	0	0
B3032102	ROSEVILLE	CA		07/11/2013		686,454	0	0	0	0	0	0	8,605	8,605	0	0	0
A9060501	SAN DIEGO	CA		08/03/2009		123,492	0	0	0	0	0	0	2,354	2,354	0	0	0
B2091405	SAN DIEGO	CA		01/18/2013		732,709	0	0	0	0	0	0	6,200	6,200	0	0	0
B3031302	SAN DIEGO	CA		07/11/2013		567,567	0	0	0	0	0	0	7,051	7,051	0	0	0
B6052006	SAN FERNANDO	CA		09/13/2016		406,140	0	0	0	0	0	0	4,184	4,184	0	0	0
B5100901	SAN FRANCISCO	CA		01/26/2020		843,434	0	0	0	0	0	0	8,998	8,998	0	0	0
A6011002	SAN JOSE	CA		03/17/2006		47,212	0	0	0	0	0	0	10,022	10,022	0	0	0
A6082803	SAN JOSE	CA		12/11/2006		399,001	0	0	0	0	0	0	12,435	12,435	0	0	0
B0031201	SAN LUIS OBISPO	CA		06/08/2010		61,323	0	0	0	0	0	0	2,523	2,523	0	0	0
C0031209	SAN MARCOS	CA		07/10/2020		661,606	0	0	0	0	0	0	5,488	5,488	0	0	0
B5010801	SANTA ANA	CA		04/10/2015		729,715	0	0	0	0	0	0	7,704	7,704	0	0	0
B6082202	SANTA CLARITA	CA		02/10/2017		736,081	0	0	0	0	0	0	7,280	7,280	0	0	0
B8092502	SANTA MONICA	CA		01/10/2019		575,875	0	0	0	0	0	0	4,661	4,661	0	0	0
C0042802	SANTA ROSA	CA		08/11/2020		1,771,940	0	0	0	0	0	0	14,404	14,404	0	0	0
C4051502	SPRING VALLEY	CA		08/13/2024		326,727	0	0	0	0	0	0	1,227	1,227	0	0	0
B2111903	TUSTIN	CA		02/12/2013		149,925	0	0	0	0	0	0	10,004	10,004	0	0	0
B1113001	VENTURA	CA		03/08/2012		159,873	0	0	0	0	0	0	2,318	2,318	0	0	0
B6040804	WEST SACRAMENTO	CA		06/10/2016		1,152,057	0	0	0	0	0	0	11,981	11,981	0	0	0

STATEMENT AS OF JUNE 30, 2025 OF THE STANDARD LIFE INSURANCE COMPANY OF NEW YORK

SCHEDULE B - PART 3

Showing All Mortgage Loans DISPOSED, Transferred or Repaid During the Current Quarter

1	Location		4	5	6	7	Change in Book Value/Recorded Investment						14	15	16	17	18
	2	3					8	9	10	11	12	13					
Loan Number	City	State	Loan Type	Date Acquired	Disposal Date	Book Value/ Recorded Investment Excluding Accrued Interest Prior Year	Unrealized Valuation Increase/ (Decrease)	Current Year's (Amortization) /Accretion	Current Year's Other- Than- Temporary Impairment Recognized	Capitalized Deferred Interest and Other	Total Change in Book Value (8+9-10+11)	Total Foreign Exchange Change in Book Value	Book Value/ Recorded Investment Excluding Accrued Interest on Disposal	Consid- eration	Foreign Exchange Gain (Loss) on Disposal	Realized Gain (Loss) on Disposal	Total Gain (Loss) on Disposal
B8100414	CLIFTON	CO		01/10/2019		292,907	0	0	0	0	0	0	2,217	2,217	0	0	0
B2042302	COMMERCE CITY	CO		08/09/2012		114,475	0	0	0	0	0	0	8,986	8,986	0	0	0
B4091201	DENVER	CO		12/10/2014		581,142	0	0	0	0	0	0	6,612	6,612	0	0	0
B4091201-1	DENVER	CO		03/13/2018		466,117	0	0	0	0	0	0	5,249	5,249	0	0	0
B8070602	DENVER	CO		10/10/2018		272,675	0	0	0	0	0	0	2,121	2,121	0	0	0
B8070603	DENVER	CO		10/10/2018		409,964	0	0	0	0	0	0	3,146	3,146	0	0	0
C4052101	DENVER	CO		08/13/2024		2,452,469	0	0	0	0	0	0	10,316	10,316	0	0	0
A7110502	ESTES PARK	CO		02/14/2008		184,313	0	0	0	0	0	0	4,477	4,477	0	0	0
A8080805	PLATTEVILLE	CO		11/13/2008		412,639	0	0	0	0	0	0	9,309	9,309	0	0	0
B8100410	PUEBLO	CO		02/12/2019		820,619	0	0	0	0	0	0	6,512	6,512	0	0	0
B0080612	STRATFORD	CT		11/09/2010		144,191	0	0	0	0	0	0	5,485	5,485	0	0	0
B8091201	WASHINGTON	DC		01/10/2019		602,335	0	0	0	0	0	0	3,351	3,351	0	0	0
A6121506	FORT MYERS	FL		03/19/2007		96,573	0	0	0	0	0	0	10,381	10,381	0	0	0
B8070301	JACKSONVILLE	FL		10/10/2018		890,058	0	0	0	0	0	0	4,612	4,612	0	0	0
C2072001	JACKSONVILLE	FL		11/10/2022		815,525	0	0	0	0	0	0	4,850	4,850	0	0	0
B5120302	ORLANDO	FL		03/10/2016		778,894	0	0	0	0	0	0	26,236	26,236	0	0	0
C3020302	WILDWOOD	FL		05/10/2023		2,655,108	0	0	0	0	0	0	9,902	9,902	0	0	0
B8103103	ALPHARETTA	GA		02/12/2019		565,263	0	0	0	0	0	0	3,018	3,018	0	0	0
C0050102	ATLANTA	GA		08/11/2020		466,323	0	0	0	0	0	0	18,672	18,672	0	0	0
B6020202	BUFORD	GA		05/10/2016		478,419	0	0	0	0	0	0	4,847	4,847	0	0	0
C3082302	EAST POINT	GA		12/12/2023		983,856	0	0	0	0	0	0	4,214	4,214	0	0	0
A8030712	GARDEN CITY	GA		07/14/2008		200,583	0	0	0	0	0	0	7,913	7,913	0	0	0
B6071101	KENNESAW	GA		10/11/2016		1,389,419	0	0	0	0	0	0	15,022	15,022	0	0	0
B6022203	WOODSTOCK	GA		05/10/2016		661,182	0	0	0	0	0	0	14,176	14,176	0	0	0
A9061701	CHICAGO	IL		10/06/2009		116,655	0	0	0	0	0	0	2,121	2,121	0	0	0
B1070609	CHICAGO	IL		01/25/2012		438,203	0	0	0	0	0	0	7,272	7,272	0	0	0
C3092002	CHICAGO	IL		01/10/2024		872,207	0	0	0	0	0	0	2,257	2,257	0	0	0
A8020806	DES PLAINES	IL		07/14/2008		407,815	0	0	0	0	0	0	9,647	9,647	0	0	0
B6052703	EDWARDSVILLE	IL		09/13/2016		1,218,932	0	0	0	0	0	0	27,786	27,786	0	0	0
B3080701	SOUTH HOLLAND	IL		11/13/2013		398,861	0	0	0	0	0	0	4,651	4,651	0	0	0
B3080701-1	SOUTH HOLLAND	IL		06/11/2019		157,699	0	0	0	0	0	0	1,076	1,076	0	0	0
C2083002	SPRINGFIELD	IL		12/13/2022		3,306,615	0	0	0	0	0	0	19,221	19,221	0	0	0
B6010801	INDIANAPOLIS	IN		04/12/2016		587,933	0	0	0	0	0	0	6,734	6,734	0	0	0
B8103104	INDIANAPOLIS	IN		02/12/2019		705,316	0	0	0	0	0	0	3,477	3,477	0	0	0
C3091802	MAIZE	KS		12/12/2023		809,073	0	0	0	0	0	0	3,467	3,467	0	0	0
C3013103	HARLAN	KY		05/10/2023		2,945,041	0	0	0	0	0	0	10,516	10,516	0	0	0
C2090101	LEOMINSTER	MA		12/13/2022		855,399	0	0	0	0	0	0	4,973	4,973	0	0	0
C2081901	PITTSFIELD	MA		12/13/2022		751,675	0	0	0	0	0	0	4,443	4,443	0	0	0
B7090603	BALTIMORE	MD		11/14/2017		388,489	0	0	0	0	0	0	3,172	3,172	0	0	0
B2041206	BRENTWOOD	MD		08/09/2012		64,756	0	0	0	0	0	0	5,777	5,777	0	0	0
C2081104	TOWSON	MD		12/13/2022		4,166,750	0	0	0	0	0	0	17,768	17,768	0	0	0
B6081802	AUBURN HILLS	MI		12/13/2016		468,822	0	0	0	0	0	0	6,563	6,563	0	0	0
B7101302	BIRMINGHAM	MI		02/13/2018		1,370,598	0	0	0	0	0	0	11,931	11,931	0	0	0
C2072904	TROY	MI		11/10/2022		4,044,061	0	0	0	0	0	0	24,444	24,444	0	0	0
B6052303	KANSAS CITY	MO		09/13/2016		1,124,491	0	0	0	0	0	0	18,896	18,896	0	0	0
B6072802	ST PETERS	MO		12/13/2016		163,596	0	0	0	0	0	0	5,120	5,120	0	0	0
B1120901	CHARLOTTE	NC		03/08/2012		455,391	0	0	0	0	0	0	6,708	6,708	0	0	0
B7080301	CHARLOTTE	NC		11/14/2017		220,371	0	0	0	0	0	0	2,943	2,943	0	0	0
A7062104	MATAWAN	NJ		10/16/2007		148,785	0	0	0	0	0	0	3,880	3,880	0	0	0
B4060901	RIO RANCHO	NM		08/11/2014		425,578	0	0	0	0	0	0	4,362	4,362	0	0	0
B6051801	SANTA FE	NM		09/13/2016		2,016,939	0	0	0	0	0	0	20,425	20,425	0	0	0

STATEMENT AS OF JUNE 30, 2025 OF THE STANDARD LIFE INSURANCE COMPANY OF NEW YORK

SCHEDULE B - PART 3

Showing All Mortgage Loans DISPOSED, Transferred or Repaid During the Current Quarter

1	Location		4	5	6	7	Change in Book Value/Recorded Investment						14	15	16	17	18
	2	3					8	9	10	11	12	13					
Loan Number	City	State	Loan Type	Date Acquired	Disposal Date	Book Value/Recorded Investment Excluding Accrued Interest Prior Year	Unrealized Valuation Increase/(Decrease)	Current Year's (Amortization)/Accretion	Current Year's Other-Than-Temporary Impairment Recognized	Capitalized Deferred Interest and Other	Total Change in Book Value (8+9-10+11)	Total Foreign Exchange Change in Book Value	Book Value/Recorded Investment Excluding Accrued Interest on Disposal	Consid-eration	Foreign Exchange Gain (Loss) on Disposal	Realized Gain (Loss) on Disposal	Total Gain (Loss) on Disposal
B7090504	HENDERSON	NV		12/12/2017		1,268,511	0	0	0	0	0	0	11,192	11,192	0	0	0
B8110202	LAS VEGAS	NV		02/12/2019		340,920	0	0	0	0	0	0	2,669	2,669	0	0	0
C0051809	LAS VEGAS	NV		08/11/2020		795,206	0	0	0	0	0	0	6,375	6,375	0	0	0
C3082203	SPARKS	NV		12/12/2023		655,899	0	0	0	0	0	0	2,811	2,811	0	0	0
B6071901	BRONX	NY		10/11/2016		514,676	0	0	0	0	0	0	8,285	8,285	0	0	0
A7011701	CHEEKTOWAGA	NY		06/18/2007		41,648	0	0	0	0	0	0	3,937	3,937	0	0	0
C3091902	ENDICOTT	NY		01/10/2024		781,874	0	0	0	0	0	0	3,146	3,146	0	0	0
A9040802	LATHAM	NY		07/01/2009		121,136	0	0	0	0	0	0	5,770	5,770	0	0	0
C3081703	LIVINGSTON MANOR	NY		12/12/2023		1,049,101	0	0	0	0	0	0	4,331	4,331	0	0	0
C4061001	NEWARK	NY		09/10/2024		1,063,436	0	0	0	0	0	0	4,118	4,118	0	0	0
C4051003	OCEANSIDE	NY		08/13/2024		700,777	0	0	0	0	0	0	2,894	2,894	0	0	0
C3082901	STATEN ISLAND	NY		12/12/2023		665,838	0	0	0	0	0	0	2,700	2,700	0	0	0
B4040701	YONKERS	NY		08/11/2014		1,175,088	0	0	0	0	0	0	13,577	13,577	0	0	0
B6102405	CINCINNATI	OH		04/11/2017		216,003	0	0	0	0	0	0	6,268	6,268	0	0	0
C2072603	DAYTON (AKA CENTERVILLE)	OH		11/10/2022		5,856,444	0	0	0	0	0	0	33,135	33,135	0	0	0
C3081702	MARION	OH		12/12/2023		906,429	0	0	0	0	0	0	2,651	2,651	0	0	0
C4062407	NILES	OH		09/10/2024		2,629,391	0	0	0	0	0	0	10,378	10,378	0	0	0
B8060402	PORTLAND	OR		09/11/2018		350,758	0	0	0	0	0	0	8,100	8,100	0	0	0
B8101202	PORTLAND	OR		01/10/2019		589,191	0	0	0	0	0	0	3,786	3,786	0	0	0
B3030111	THE DALLES	OR		06/11/2013		296,482	0	0	0	0	0	0	6,886	6,886	0	0	0
B5052602	TIGARD	OR		10/13/2015		1,332,052	0	0	0	0	0	0	14,372	14,372	0	0	0
A7031301	WEST CHESTER	PA		06/18/2007		242,844	0	0	0	0	0	0	6,478	6,478	0	0	0
B6061402	ROCK HILL	SC		10/11/2016		535,465	0	0	0	0	0	0	4,714	4,714	0	0	0
A7111503	KNOXVILLE	TN		02/14/2008		158,753	0	0	0	0	0	0	11,867	11,867	0	0	0
C0042402	MEMPHIS	TN		07/10/2020		849,823	0	0	0	0	0	0	5,438	5,438	0	0	0
B2110502	NASHVILLE	TN		02/12/2013		160,779	0	0	0	0	0	0	12,071	12,071	0	0	0
A9080501	ARLINGTON	TX		10/06/2009		53,763	0	0	0	0	0	0	1,099	1,099	0	0	0
B6100604	ARLINGTON	TX		12/13/2016		344,191	0	0	0	0	0	0	5,439	5,439	0	0	0
C0030903	BAYTOWN	TX		07/10/2020		4,832,131	0	0	0	0	0	0	40,619	40,619	0	0	0
B2053102	BOERNE	TX		10/10/2012		437,602	0	0	0	0	0	0	5,887	5,887	0	0	0
B8100412	BROWNSVILLE	TX		01/10/2019		439,374	0	0	0	0	0	0	3,325	3,325	0	0	0
B8100417	COPPERAS COVE	TX		01/10/2019		764,872	0	0	0	0	0	0	6,109	6,109	0	0	0
B6012002	DALLAS	TX		04/12/2016		680,927	0	0	0	0	0	0	7,060	7,060	0	0	0
C3020601	DEER PARK	TX		05/10/2023		1,492,834	0	0	0	0	0	0	7,996	7,996	0	0	0
B4090901	EL PASO	TX		02/12/2015		289,942	0	0	0	0	0	0	2,998	2,998	0	0	0
B6111601	FORT WORTH	TX		03/10/2017		493,173	0	0	0	0	0	0	7,617	7,617	0	0	0
A6090801	HOUSTON	TX		12/11/2006		507,682	0	0	0	0	0	0	14,744	14,744	0	0	0
B6120701	HOUSTON	TX		04/11/2017		1,261,416	0	0	0	0	0	0	12,084	12,084	0	0	0
B7092901	HOUSTON	TX		11/14/2017		591,524	0	0	0	0	0	0	5,357	5,357	0	0	0
C3091801	HOUSTON	TX		01/10/2024		931,051	0	0	0	0	0	0	3,678	3,678	0	0	0
C3092102	HOUSTON	TX		01/10/2024		968,035	0	0	0	0	0	0	3,896	3,896	0	0	0
C2081002	MESQUITE	TX		11/10/2022		467,434	0	0	0	0	0	0	2,601	2,601	0	0	0
C2081803	PEARLAND	TX		11/10/2022		838,755	0	0	0	0	0	0	4,988	4,988	0	0	0
B0032510	PFLUGERVILLE	TX		07/08/2010		74,956	0	0	0	0	0	0	3,051	3,051	0	0	0
C3092101	ROBSTOWN	TX		01/10/2024		820,241	0	0	0	0	0	0	8,618	8,618	0	0	0
B3102101	ROUND ROCK	TX		02/11/2014		451,005	0	0	0	0	0	0	9,127	9,127	0	0	0
A6110704	SAN ANTONIO	TX		02/20/2007		298,004	0	0	0	0	0	0	9,231	9,231	0	0	0
B0080607	SAN ANTONIO	TX		11/09/2010		30,569	0	0	0	0	0	0	8,315	8,315	0	0	0
B2042402	SAN ANTONIO	TX		08/09/2012		340,352	0	0	0	0	0	0	4,620	4,620	0	0	0
B8030903	SAN ANTONIO	TX		07/10/2018		291,756	0	0	0	0	0	0	1,614	1,614	0	0	0
B8072001	SAN ANTONIO	TX		10/10/2018		327,473	0	0	0	0	0	0	2,633	2,633	0	0	0

STATEMENT AS OF JUNE 30, 2025 OF THE STANDARD LIFE INSURANCE COMPANY OF NEW YORK

SCHEDULE B - PART 3

Showing All Mortgage Loans DISPOSED, Transferred or Repaid During the Current Quarter

1	Location		4	5	6	7	Change in Book Value/Recorded Investment						14	15	16	17	18
	2	3					8	9	10	11	12	13					
Loan Number	City	State	Loan Type	Date Acquired	Disposal Date	Book Value/Recorded Investment Excluding Accrued Interest Prior Year	Unrealized Valuation Increase/(Decrease)	Current Year's (Amortization)/Accretion	Current Year's Other-Than-Temporary Impairment Recognized	Capitalized Deferred Interest and Other	Total Change in Book Value (8+9-10+11)	Total Foreign Exchange Change in Book Value	Book Value/Recorded Investment Excluding Accrued Interest on Disposal	Consid-eration	Foreign Exchange Gain (Loss) on Disposal	Realized Gain (Loss) on Disposal	Total Gain (Loss) on Disposal
BB100403	SAN MARCOS	TX	01/10/2019	375,216	0	0	0	0	0	0	2,997	2,997	0	0	0
C3082902	WEATHERFORD	TX	12/12/2023	1,149,199	0	0	0	0	0	0	4,573	4,573	0	0	0
B7051204	WICHITA FALLS	TX	08/10/2017	1,977,755	0	0	0	0	0	0	17,253	17,253	0	0	0
A8081905	LOGAN	UT	11/13/2008	325,438	0	0	0	0	0	0	7,342	7,342	0	0	0
C2081706	SANTA CLARA	UT	11/10/2022	582,464	0	0	0	0	0	0	3,464	3,464	0	0	0
A8082901	TAYLORSVILLE	UT	11/13/2008	175,920	0	0	0	0	0	0	3,713	3,713	0	0	0
BB050201	POUNDING MILL	VA	09/11/2018	585,232	0	0	0	0	0	0	3,111	3,111	0	0	0
B3121702	MERCER ISLAND	WA	03/11/2014	117,499	0	0	0	0	0	0	2,710	2,710	0	0	0
A8011103	RICHLAND	WA	06/12/2008	438,468	0	0	0	0	0	0	10,553	10,553	0	0	0
B0061103	SEATTLE	WA	09/07/2010	134,202	0	0	0	0	0	0	2,421	2,421	0	0	0
B7072103	TACOMA	WA	11/14/2017	281,518	0	0	0	0	0	0	2,270	2,270	0	0	0
BB112701	UNION GAP	WA	02/12/2019	427,518	0	0	0	0	0	0	3,347	3,347	0	0	0
B3050703	UNIVERSITY PLACE	WA	08/09/2013	35,848	0	0	0	0	0	0	2,227	2,227	0	0	0
B6111802	MILWAUKEE	WI	02/10/2017	856,362	0	0	0	0	0	0	8,320	8,320	0	0	0
C4051701	READSTOWN	WI	08/13/2024	235,419	0	0	0	0	0	0	938	938	0	0	0
0299999. Mortgages with partial repayments						129,507,090	0	0	0	0	0	0	1,269,317	1,269,317	0	0	0
0599999 - Totals						131,866,647	0	0	0	0	0	0	3,597,216	3,597,217	0	0	0

Schedule BA - Part 2 - Other Long-Term Invested Assets Acquired and Additions Made

N O N E

Schedule BA - Part 3 - Other Long-Term Invested Assets Disposed, Transferred or Repaid

N O N E

Schedule D - Part 3 - Long-Term Bonds and Stocks Acquired

N O N E

STATEMENT AS OF JUNE 30, 2025 OF THE STANDARD LIFE INSURANCE COMPANY OF NEW YORK

SCHEDULE D - PART 4

Show All Long-Term Bonds and Stock Sold, Redeemed or Otherwise Disposed of During the Current Quarter

1	2	3	4	5	6	7	8	9	Change In Book/Adjusted Carrying Value					15	16	17	18	19	20	21
									10	11	12	13	14							
CUSIP Ident- ification	Description	Disposal Date	Name of Purchaser	Number of Shares of Stock	Consid- eration	Par Value	Actual Cost	Prior Year Book/ Adjusted Carrying Value	Unrealized Valuation Increase/ (Decrease)	Current Year's (Amor- tization)/ Accretion	Current Year's Other Than Temporary Impairment Recogn- ized	Total Change in Book/ Adjusted Carrying Value (10 + 11 - 12)	Total Foreign Exchange Change in Book /Adjusted Carrying Value	Book/ Adjusted Carrying Value at Disposal Date	Foreign Exchange Gain (Loss) on Disposal	Realized Gain (Loss) on Disposal	Total Gain (Loss) on Disposal	Bond Interest/ Stock Dividends Received During Year	Stated Con- tractual Maturity Date	NAIC Desig- nation, NAIC Desig- nation Modifier and SVO Admini- strative Symbol
..913366-DG-2	UNIV CA-BABS	05/15/2025	SINKING FUND REDEMPTION		10,000	10,000	12,725	10,000	0	0	0	0	0	10,000	0	0	0	323	05/15/2029	1.D FE
0059999999. Subtotal - Issuer Credit Obligations - Municipal Bonds - Special Revenues					10,000	10,000	12,725	10,000	0	0	0	0	0	10,000	0	0	0	323	XXX	XXX
..00287Y-AQ-2	ABBVIE INC, MW@25	05/14/2025	MATURITY		2,000,000	2,000,000	1,996,500	1,999,847	0	153	0	153	0	2,000,000	0	0	0	36,000	05/14/2025	1.6 FE
..617446-9Q-5	MORGAN STANLEY	04/28/2025	CALLED BY ISSUER at 100.000 ...		50,000	50,000	51,214	50,083	0	(83)	0	(83)	0	50,000	0	0	0	547	04/28/2026	1.6 FE
..74256L-EE-5	PRINCIPAL LFE GLB FND I I	06/23/2025	MATURITY		10,000	10,000	9,992	10,000	0	0	0	0	0	10,000	0	0	0	63	06/23/2025	1.E FE
..05530Q-AK-6	BAT INTL FINANCE PLC, MW@25	06/15/2025	MATURITY		2,500,000	2,500,000	2,745,075	2,513,752	0	(13,752)	0	(13,752)	0	2,500,000	0	0	0	49,375	06/15/2025	2.A FE
..87969N-AD-7	TELSTRA CORP LTD	04/07/2025	MATURITY		3,000,000	3,000,000	2,963,100	2,998,662	0	1,338	0	1,338	0	3,000,000	0	0	0	46,875	04/07/2025	1.6 FE
0089999999. Subtotal - Issuer Credit Obligations - Corporate Bonds (Unaffiliated)					7,560,000	7,560,000	7,765,881	7,572,344	0	(12,344)	0	(12,344)	0	7,560,000	0	0	0	132,860	XXX	XXX
..830867-AA-5	DELTA AIRLINES/SKYMILES LINES/SKYMILES	04/20/2025	SINKING FUND REDEMPTION		1,000	1,000	1,022	1,000	0	0	0	0	0	1,000	0	0	0	23	10/20/2025	2.A FE
0129999999. Subtotal - Issuer Credit Obligations - Single Entity Backed Obligations (Unaffiliated)					1,000	1,000	1,022	1,000	0	0	0	0	0	1,000	0	0	0	23	XXX	XXX
0489999999. Total - Issuer Credit Obligations (Unaffiliated)					7,571,000	7,571,000	7,779,628	7,583,344	0	(12,344)	0	(12,344)	0	7,571,000	0	0	0	133,206	XXX	XXX
0499999999. Total - Issuer Credit Obligations (Affiliated)					0	0	0	0	0	0	0	0	0	0	0	0	0	0	XXX	XXX
0509999997. Total - Issuer Credit Obligations - Part 4					7,571,000	7,571,000	7,779,628	7,583,344	0	(12,344)	0	(12,344)	0	7,571,000	0	0	0	133,206	XXX	XXX
0509999998. Total - Issuer Credit Obligations - Part 5					XXX	XXX	XXX	XXX	XXX	XXX	XXX	XXX	XXX	XXX	XXX	XXX	XXX	XXX	XXX	XXX
0509999999. Total - Issuer Credit Obligations					7,571,000	7,571,000	7,779,628	7,583,344	0	(12,344)	0	(12,344)	0	7,571,000	0	0	0	133,206	XXX	XXX
..36179T-W7-7	G2 MAS138	06/01/2025	MBS PAYDOWN		1,218	1,218	1,269	1,216	0	2	0	2	0	1,218	0	0	0	8	04/20/2048	1.A
..36179W-OB-7	G2 MAT650	06/01/2025	MBS PAYDOWN		2,114	2,114	1,904	2,115	0	(1)	0	(1)	0	2,114	0	0	0	9	10/20/2051	1.A
..36179A-KD-1	G2 BUB392	06/01/2025	MBS PAYDOWN		689	689	745	689	0	(1)	0	(1)	0	689	0	0	0	2	06/20/2050	1.A
1019999999. Subtotal - Asset-Backed Securities - Financial Asset-Backed - Self-Liquidating - Agency Residential Mortgage-Backed Securities - Guaranteed (Exempt from RBC)					4,021	4,021	3,918	4,020	0	0	0	0	0	4,021	0	0	0	19	XXX	XXX
..31320V-LF-0	FR SD7526	06/01/2025	MBS PAYDOWN		1,478	1,478	1,279	1,480	0	(1)	0	(1)	0	1,478	0	0	0	6	10/01/2050	1.A
..3140J9-QD-6	FN BMA4951	06/01/2025	MBS PAYDOWN		1,219	1,219	1,339	1,217	0	2	0	2	0	1,219	0	0	0	2	09/01/2048	1.A
..3140KE-XY-9	FN BP6994	06/01/2025	MBS PAYDOWN		342	342	360	341	0	1	0	1	0	342	0	0	0	1	07/01/2050	1.A
..3140MB-7B-2	FN BUB989	06/01/2025	MBS PAYDOWN		7,716	7,716	7,446	7,720	0	(3)	0	(3)	0	7,716	0	0	0	26	01/01/2052	1.A
..3140X8-C2-1	FN FMA588	06/01/2025	MBS PAYDOWN		1,621	1,621	1,679	1,621	0	1	0	1	0	1,621	0	0	0	5	10/01/2050	1.A
..3140XC-DQ-8	FN FMB210	06/01/2025	MBS PAYDOWN		716	716	760	715	0	2	0	2	0	716	0	0	0	3	04/01/2050	1.A
..3140XE-C7-7	FN FMB993	06/01/2025	MBS PAYDOWN		1,636	1,636	1,595	1,638	0	(1)	0	(1)	0	1,636	0	0	0	7	07/01/2051	1.A
..3140XG-FZ-7	FN FS1083	06/01/2025	MBS PAYDOWN		3,810	3,810	3,558	3,810	0	0	0	0	0	3,810	0	0	0	11	03/01/2052	1.A
1039999999. Subtotal - Asset-Backed Securities - Financial Asset-Backed - Self-Liquidating - Agency Residential Mortgage-Backed Securities - Not/Partially Guaranteed (Not Exempt from RBC)					18,538	18,538	18,016	18,541	0	1	0	1	0	18,538	0	0	0	61	XXX	XXX
..43133K-AC-9	HCOMF 2015-1A ARR	05/01/2025	MBS PAYDOWN		1,435	1,435	1,435	1,435	0	0	0	0	0	1,437	0	0	0	19	11/01/2035	1.B FE
1099999999. Subtotal - Asset-Backed Securities - Financial Asset-Backed - Self-Liquidating - Non-Agency - CLOs/CBOs/CDOs (Unaffiliated)					1,435	1,435	1,435	1,435	0	0	0	0	0	1,437	0	0	0	19	XXX	XXX
1899999999. Total - Asset-Backed Securities (Unaffiliated)					23,994	23,994	23,369	23,996	0	1	0	1	0	23,996	0	0	0	99	XXX	XXX
1899999999. Total - Asset-Backed Securities (Affiliated)					0	0	0	0	0	0	0	0	0	0	0	0	0	0	XXX	XXX
1909999997. Total - Asset-Backed Securities - Part 4					23,994	23,994	23,369	23,996	0	1	0	1	0	23,996	0	0	0	99	XXX	XXX
1909999998. Total - Asset-Backed Securities - Part 5					XXX	XXX	XXX	XXX	XXX	XXX	XXX	XXX	XXX	XXX	XXX	XXX	XXX	XXX	XXX	XXX
1909999999. Total - Asset-Backed Securities					23,994	23,994	23,369	23,996	0	1	0	1	0	23,996	0	0	0	99	XXX	XXX
2009999999. Total - Issuer Credit Obligations and Asset-Backed Securities					7,594,994	7,594,994	7,802,997	7,607,340	0	(12,343)	0	(12,343)	0	7,594,996	0	0	0	133,305	XXX	XXX
4509999997. Total - Preferred Stocks - Part 4					0	XXX	0	0	0	0	0	0	0	0	0	0	0	0	XXX	XXX
4509999998. Total - Preferred Stocks - Part 5					XXX	XXX	XXX	XXX	XXX	XXX	XXX	XXX	XXX	XXX	XXX	XXX	XXX	XXX	XXX	XXX
4509999999. Total - Preferred Stocks					0	XXX	0	0	0	0	0	0	0	0	0	0	0	0	XXX	XXX
5989999997. Total - Common Stocks - Part 4					0	XXX	0	0	0	0	0	0	0	0	0	0	0	0	XXX	XXX
5989999998. Total - Common Stocks - Part 5					XXX	XXX	XXX	XXX	XXX	XXX	XXX	XXX	XXX	XXX	XXX	XXX	XXX	XXX	XXX	XXX
5989999999. Total - Common Stocks					0	XXX	0	0	0	0	0	0	0	0	0	0	0	0	XXX	XXX
5999999999. Total - Preferred and Common Stocks					0	XXX	0	0	0	0	0	0	0	0	0	0	0	0	XXX	XXX
6009999999 - Totals					7,594,994	XXX	7,802,997	7,607,340	0	(12,343)	0	(12,343)	0	7,594,996	0	0	0	133,305	XXX	XXX

Schedule DB - Part A - Section 1 - Options, Caps, Floors, Collars, Swaps and Forwards Open
N O N E

Schedule DB - Part B - Section 1 - Futures Contracts Open
N O N E

Schedule DB - Part B - Section 1B - Brokers with whom cash deposits have been made
N O N E

Schedule DB - Part D - Section 1 - Counterparty Exposure for Derivative Instruments Open
N O N E

Schedule DB - Part D-Section 2 - Collateral for Derivative Instruments Open - Pledged By
N O N E

Schedule DB - Part D-Section 2 - Collateral for Derivative Instruments Open - Pledged To
N O N E

Schedule DB - Part E - Derivatives Hedging Variable Annuity Guarantees
N O N E

Schedule DL - Part 1 - Reinvested Collateral Assets Owned
N O N E

Schedule DL - Part 2 - Reinvested Collateral Assets Owned
N O N E

SCHEDULE E - PART 1 - CASH

Month End Depository Balances

1	2	3	4	5	Book Balance at End of Each Month During Current Quarter			9
					6	7	8	
					First Month	Second Month	Third Month	
Depository	Restricted Asset Code	Rate of Interest	Amount of Interest Received During Current Quarter	Amount of Interest Accrued at Current Statement Date				*
US Bank Portland, OR		0.000	0	0	22,324,541	24,057,180	29,949,257	XXX
Wells Fargo Portland, OR		0.000	0	0	2,464,057	3,369,131	5,922,743	XXX
JP Morgan Chase New York, NY		0.000	0	0	420,405	440,759	615,533	XXX
Regions Bank Birmingham, AL		0.000	0	0	260,612	279,247	296,472	XXX
Bank of New York New York, NY		0.000	0	0	744,802	4,472,871	3,278,478	XXX
0199998. Deposits in ... 1 depositories that do not exceed the allowable limit in any one depository (See instructions) - Open Depositories	XXX	XXX	0	0	9,830	9,830	9,830	XXX
0199999. Totals - Open Depositories	XXX	XXX	0	0	26,224,247	32,629,018	40,072,313	XXX
0299998. Deposits in ... 0 depositories that do not exceed the allowable limit in any one depository (See instructions) - Suspended Depositories	XXX	XXX	0	0	0	0	0	XXX
0299999. Totals - Suspended Depositories	XXX	XXX	0	0	0	0	0	XXX
0399999. Total Cash on Deposit	XXX	XXX	0	0	26,224,247	32,629,018	40,072,313	XXX
0499999. Cash in Company's Office	XXX	XXX	XXX	XXX	0	0	0	XXX
.....								...
.....								...
.....								...
.....								...
.....								...
.....								...
.....								...
.....								...
0599999. Total - Cash	XXX	XXX	0	0	26,224,247	32,629,018	40,072,313	XXX

SCHEDULE E - PART 2 - CASH EQUIVALENTS

[illegible]