



[eApp Registration](#)

[My Home Account Registration](#)

[eApp Access: Not-Yet-Appointed Producers](#)

[eApp Access: Appointed Producers](#)

[Frequently Asked Questions](#)

The Standard's Individual Disability Insurance eApp Registration Process

Producers can register for instant eApp access.



Key Benefits of the eApp Registration Process



Simplified onboarding



Instant and centralized access



Account security



Easy to complete

‡ The Standard is a marketing name for StanCorp Financial Group, Inc. and subsidiaries. Insurance products are offered by Standard Insurance Company of Portland, Oregon, in all states except New York, where insurance products are offered by The Standard Life Insurance Company of New York of White Plains, New York.

For producers only — Not for use with consumers



[eApp Registration](#)

My Home Account Registration

[eApp Access: Not-Yet-Appointed Producers](#)

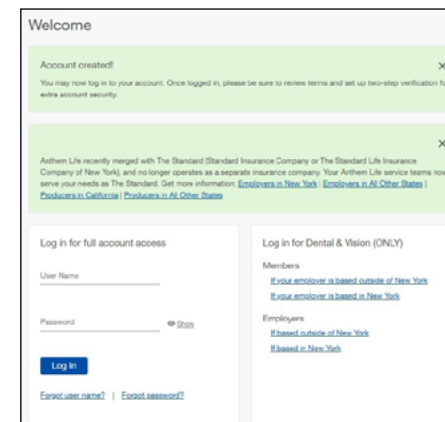
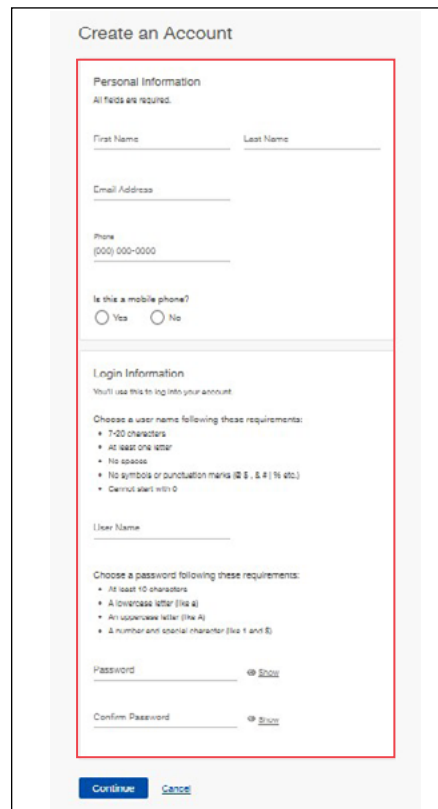
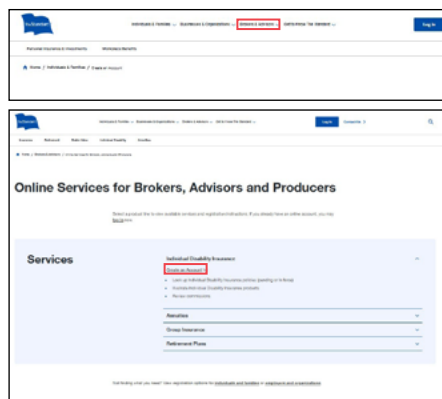
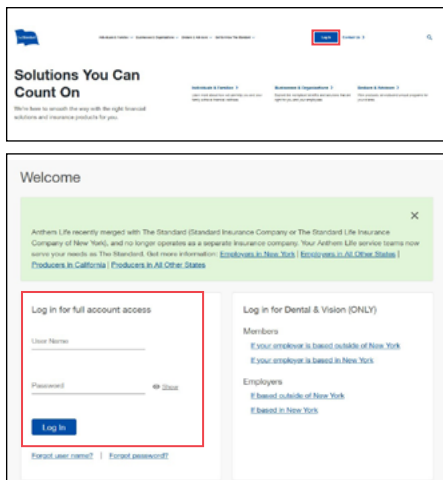
[eApp Access: Appointed Producers](#)

[Frequently Asked Questions](#)

Creating a My Home portal account is just a few clicks away.

Before you can register for eApp, you'll need to create a My Home account. This account gives you access to eApp, policy information, commissions and quoting tools — all in one place.

1. Navigate to standard.com and select Log In. Once you hit the Create an Account button, you'll be able to begin the registration process.
2. Select the **Brokers and Advisors** link, then **Individual Disability Insurance** and **Create an Account**.
3. Follow the prompts in the Create an Account tab to complete your registration.
4. Congratulations! You've successfully created an account. You will be prompted to select Terms and Consent and secure your account through two-factor authentication.





[eApp Registration](#)

[My Home Account Registration](#)

**eApp Access:
Not-Yet-Appointed
Producers**

[eApp Access:
Appointed Producers](#)

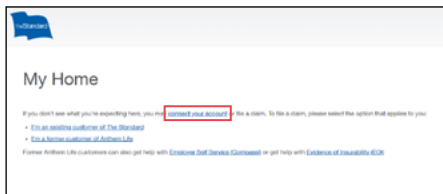
[Frequently Asked Questions](#)

Accessing eApp is easy.

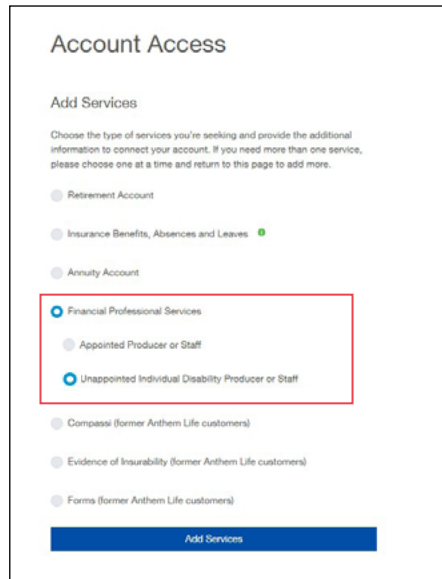
If you have not set up a My Home account, please refer to the My Home Account Registration tab to set up your account.

Before adding services to your account, producers not yet appointed with The Standard⁺ will need a 10-digit agency access code. You can find the code in the registration instructions from your agency. Please contact your agency if you need assistance.

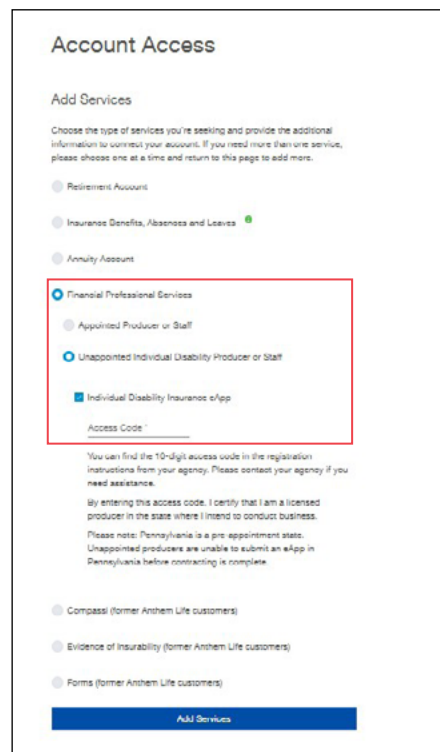
1. Navigate to standard.com and select Log In. Enter your credentials and select **Connect Your Account**.



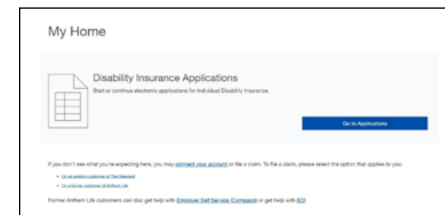
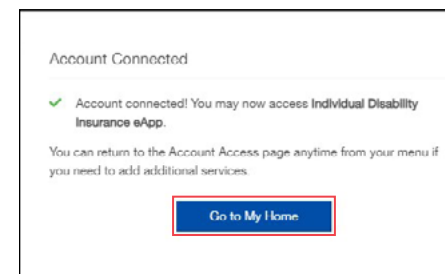
2. To add eApp access, select **Financial Professional Services** and **Unappointed Individual Disability Producer or Staff**.



3. Select **Individual Disability Insurance eApp**. Then input your 10-digit agency access code.



4. Congratulations! You're connected to Individual Disability Insurance eApp.





[eApp Registration](#)

[My Home Account Registration](#)

[eApp Access: Not-Yet-Appointed Producers](#)

[eApp Access: Appointed Producers](#)

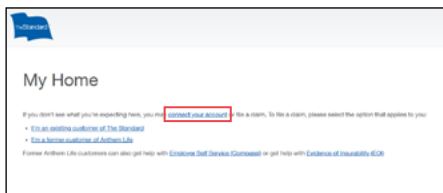
[Frequently Asked Questions](#)

Accessing eApp is easy.

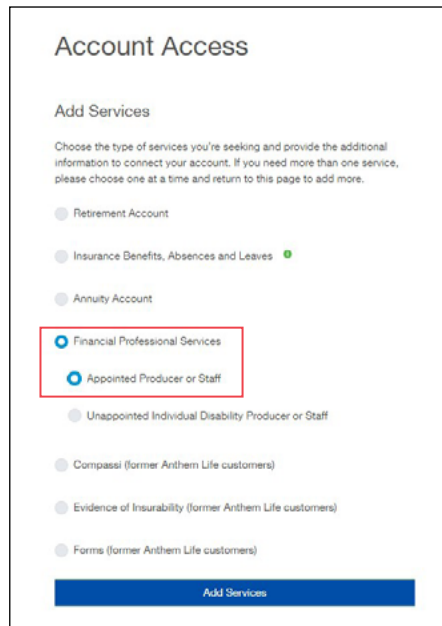
If you have not set up a My Home account, please refer to the My Home Account Registration tab to set up your account.

Before adding services to your account, producers appointed with The Standard will need a producer ID, the last five digits of their Social Security number and a 10-digit agency access code. You can find the code in the registration instructions from your agency. Please contact your agency if you need assistance.

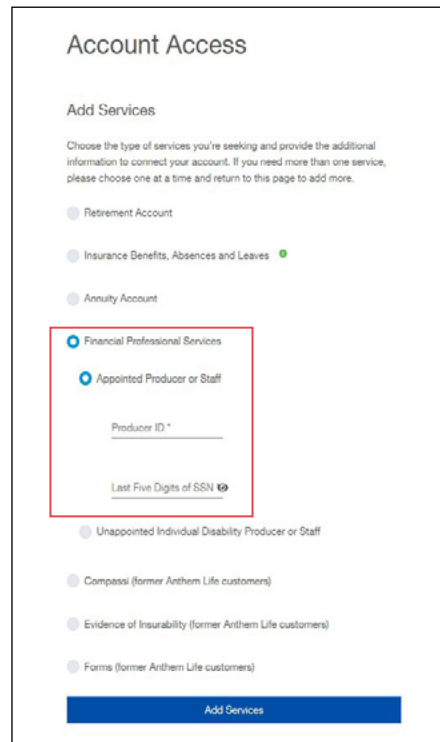
- 1. Navigate to standard.com and select Log In. Enter your credentials and select **Connect Your Account**.



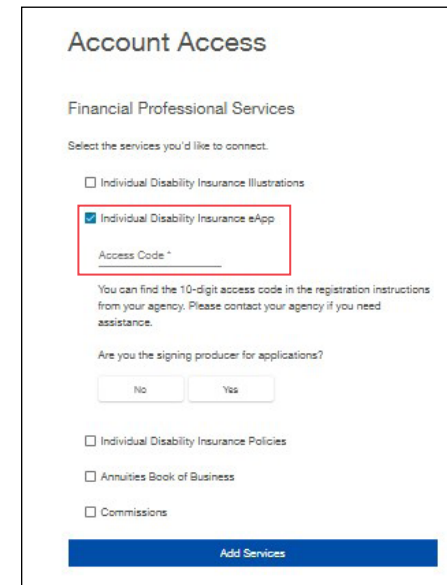
- 2. To add eApp access, select **Financial Professional Services** and **Appointed Producer or Staff**.



- 3. Input your producer ID and the last five digits of your Social Security number.



- 4. You'll be prompted to input your 10-digit agency access code and answer a few questions.





[eApp Registration](#)

[My Home Account Registration](#)

[eApp Access: Not-Yet-Appointed Producers](#)

eApp Access: Appointed Producers

[Frequently Asked Questions](#)

Accessing eApp is easy.

If you have not set up a My Home account, please refer to the My Home Account Registration tab to set up your account.

When setting up access, you'll answer a few questions which will grant you access to a Producer or Producer Assistant role. If you select "No" in Step 4a or 4b, continue through step 4c to complete setup for the appropriate access type.

➤ 4a. If you select **"Yes,"** you'll get access to all IDI applications. You can send applications for signature as the producer and also view applications created by your producer assistants.

➤ 4b. If you select **"Yes,"** you'll get access to all IDI applications. You'll be able to send applications for signature and transfer them to the signing producer — but you won't be able to sign them yourself.

➤ 4c. Answering **"Yes"** will require additional assistance. Please follow the prompts to obtain support.

➤ 5. Congratulations! You're connected to Individual Disability Insurance eApp.

Are you the signing producer for applications?

Do you work for or assist the signing producer?

Do you work for the Master General Agent?

Account Connected

✔ Account connected! You may now access Individual Disability Insurance eApp.

You can return to the Account Access page anytime from your menu if you need to add additional services.


[eApp Registration](#)
[My Home Account Registration](#)
[eApp Access: Not-Yet-Appointed Producers](#)
[eApp Access: Appointed Producers](#)
[Frequently Asked Questions](#)

Additional Information



How do I access my agency code?

The 10-digit code should be provided in the registration instructions from your agency. For assistance, please reach out to your agency.



I've registered, but my access looks incorrect. What do I do?

For questions or support with registration, contact our Customer Contact Center at **800.247.6888, option 2.**



How can I add additional services to my account?

If you have a valid producer ID, log in to My Home to add other services, such as Illustrations for Individual Disability Insurance. For questions or support, contact our Customer Contact Center at **800.247.6888, option 2.**



Standard Insurance Company | The Standard Life Insurance Company of New York | [standard.com/di](https://www.standard.com/di)

For producers only — Not for use with consumers

‡ The Standard is a marketing name for StanCorp Financial Group, Inc. and subsidiaries. Insurance products are offered by Standard Insurance Company of 1100 SW Sixth Avenue, Portland, Oregon, in all states except New York, where insurance products are offered by The Standard Life Insurance Company of New York of 445 Hamilton Avenue, 11th Floor, White Plains, New York. Product features and availability vary by state and company, and are solely the responsibility of each subsidiary. Each company is solely responsible for its own financial condition. Standard Insurance Company is licensed to solicit insurance business in all states except New York. The Standard Life Insurance Company of New York is licensed to solicit insurance business in only the state of New York.

The Standard created this document to train and educate producers. It is not advertising and should not be shared with consumers or the general public.