

ABC Company Retirement Plan
RetireReady Tracker

Participant Level Detail



June 1, 2024



Presented by:

Sally Advisor
Stellar Financial Advisors

Retirement Plan Consultant
The Standard



Your RetireReady Tracker Report

Traditionally, retirement planning success has been measured through participation and deferral rates, account balances and asset allocation. It is now widely recognized that true retirement planning success is measured in terms of an employee's ability to replace enough pre-retirement income to maintain his or her lifestyle in retirement.

The Standard evaluated the latest industry research on the subject of appropriate pre-retirement income replacement ratios, including the most recent Georgia State University/Aon Consulting Replacement Ratio Study. Generally, employees should plan to replace 75 percent or more of their pre-retirement income through all sources (personal savings, retirement accounts and Social Security).

An employee's actual replacement ratio will depend on his or her income and personal situation.

The Standard's RetireReady Tracker Score

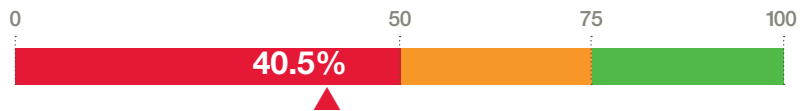
The Standard's RetireReady Tracker score estimates the average percent of pre-retirement income that your eligible employees are currently on track to replace in retirement. The estimate is based on an individual's current age, salary, contribution and retirement savings account balance, as well as future savings contributions and wage growth. The estimate does not factor in any outside assets an employee may have in addition to his or her current retirement savings account.

ABC Company Retirement Plan RetireReady Tracker Score

40.5%

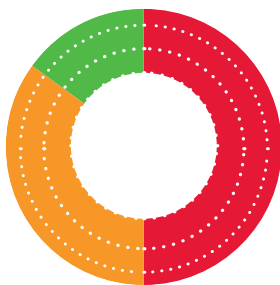
(of recommended 75% or more)

Our analysis shows that, on average, your eligible employees are on track to replace 40.5% of their pre-retirement income versus the recommended 75% or more.



RetireReady Breakout

(Based on a total of 200 eligible employees)



50%

Warning

100 employees (of 200) are projected to replace less than 50% of their pre-retirement income. These employees are not on track to meet or exceed their income needs during retirement.

35%

Caution

70 employees (of 200) are projected to replace 50–74% of their pre-retirement income. These employees are not on track to meet or exceed their income needs during retirement.

15%

On Track

30 employees (of 200) are projected to replace 75% or more of their pre-retirement income. These employees are on track to meet or exceed their income needs during retirement.

Are Your Employees RetireReady?

ABC Company Retirement Plan Employees Retirement Readiness History

As of <Date>



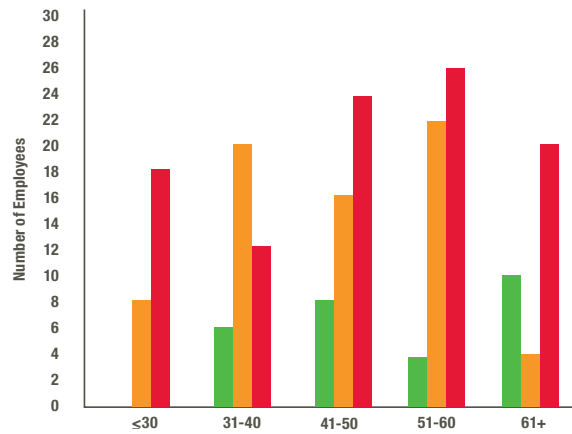
■ 75%+ ■ 50%-74% ■ <50%

Percent of pre-retirement income

ABC Company Retirement Plan Supplemental RetireReady Data

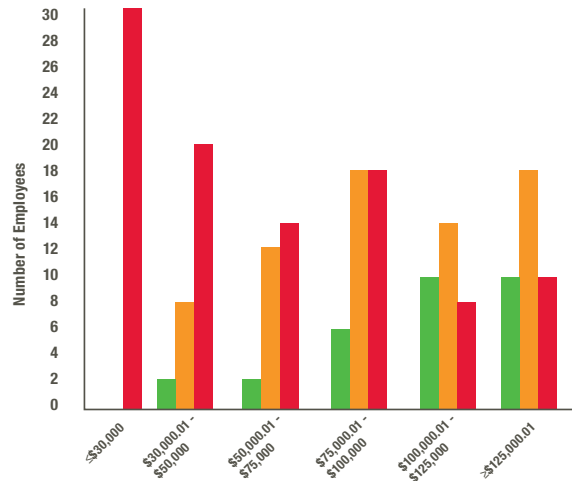
As of <Date>

Age Range Of Employees



This chart shows the number of employees in different age ranges and their varying levels of retirement readiness.

Salary Range Of Employees



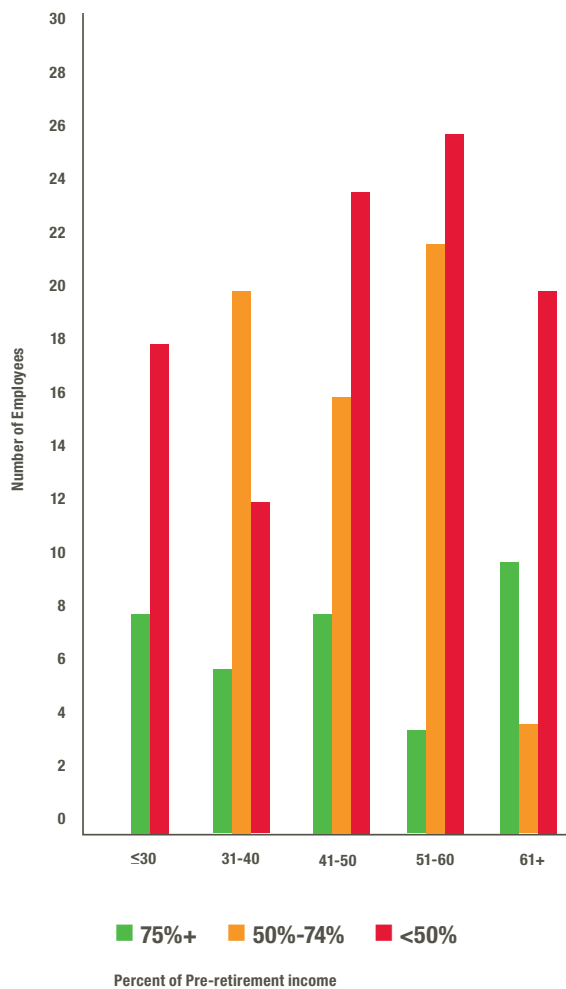
This chart shows the number of employees in different salary ranges and their varying levels of retirement readiness.

Are Your Employees RetireReady?

ABC Company Retirement Plan Supplemental RetireReady Data

As of <Date>

Age Range Of Employees

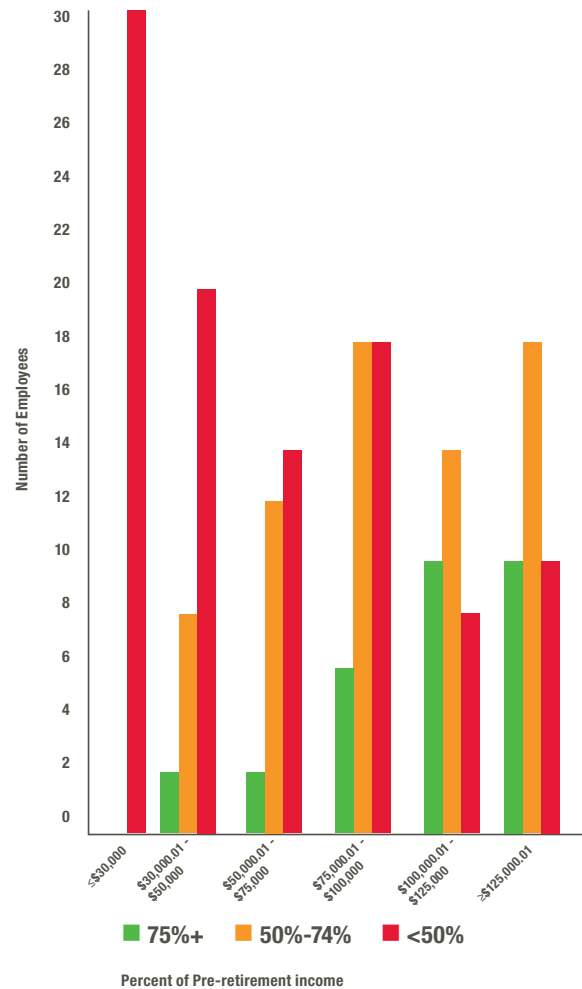


This chart shows the number of employees in different age ranges and their varying levels of retirement readiness.

ABC Company Retirement Plan Supplemental RetireReady Data

As of <Date>

Salary Range Of Employees



This chart shows the number of employees in different salary ranges and their varying levels of retirement readiness.

Appendix to Plan Level Report: Individual Participant Data

All Participants (by last name)

Name	Contribution Rate		Score
	Pre-Tax	Roth	
Abraham, Chris	3%	3%	17 ■
Allan, Michel	3%	3%	45 ■
Alsop, Sally	3%	3%	54 ■
Anderson, Margaret	3%	3%	57 ■
Arnold, Virginia	3%	3%	44 ■
Avery, Alex	3%	3%	70 ■
Bailey, Thomas	3%	3%	71 ■
Ball, Hazel	3%	3%	61 ■
Bell, Thadeus	3%	3%	55 ■
Berry, Ruby	3%	3%	58 ■
Black, Paul	3%	3%	47 ■
Blake, Lake	3%	3%	59 ■
Bond, George	3%	3%	67 ■
Bower, Michel	3%	3%	52 ■
Brown, George	3%	3%	56 ■
Buckland, Michel	3%	3%	58 ■
Burgess, George	3%	3%	53 ■
Butler, Michel	3%	3%	55 ■
Cameron, George	3%	3%	79 ■
Campbell, Michel	3%	3%	45 ■
Carr, George	3%	3%	61 ■
Chapman, Michel	3%	3%	40 ■
Churchill, George	3%	3%	53 ■
Clark, Michel	3%	3%	45 ■
Clarkson, George	3%	3%	56 ■
Coleman, Michel	3%	3%	13 ■
Cornish, George	3%	3%	67 ■
Davidson, Michel	3%	3%	67 ■
Davies, George	3%	3%	73 ■
Dickens, Michel	3%	3%	21 ■
Dowd, Thadeus	3%	3%	61 ■
Duncan, Lake	3%	3%	72 ■
Dyer, Chris	3%	3%	62 ■
Edmunds, Michel	3%	3%	67 ■
Ellison, Sally	3%	3%	39 ■

Name	Contribution Rate		Score
	Pre-Tax	Roth	
Ferguson, Virginia	3%	3%	40 ■
Fisher, Alex	3%	3%	57 ■
Forsyth, Thomas	3%	3%	44 ■
Fraser, Hazel	3%	3%	81 ■
Gibson, Thadeus	3%	3%	64 ■
Gill, Ruby	3%	3%	91 ■
Glover, Paul	3%	3%	43 ■
Graham, Lake	3%	3%	63 ■
Grant, George	3%	3%	32 ■
Gray, Michel	3%	3%	81 ■
Greene, George	3%	3%	49 ■
Hamilton, Michel	3%	3%	52 ■
Hardacre, George	3%	3%	70 ■
Harris, Michel	3%	3%	50 ■
Hart, George	3%	3%	50 ■
Hemmings, Michel	3%	3%	47 ■
Henderson, George	3%	3%	41 ■
Hill, Michel	3%	3%	52 ■
Hodges, George	3%	3%	65 ■
Howard, Michel	3%	3%	53 ■
Hudson, George	3%	3%	45 ■
Hughes, Michel	3%	3%	81 ■
Hunter, George	3%	3%	85 ■
Ince, Michel	3%	3%	65 ■
Jackson, George	3%	3%	91 ■
James, Michel	3%	3%	65 ■
Johnston, Thadeus	3%	3%	43 ■
Jones, Lake	3%	3%	12 ■
Kelly, Thomas	3%	3%	36 ■
Kerr, Hazel	3%	3%	65 ■
King, Thadeus	3%	3%	62 ■
Knox, Ruby	3%	3%	84 ■
Lambert, Chris	3%	3%	91 ■
Langdon, Michel	3%	3%	65 ■
Lawrence, Sally	3%	3%	69 ■

All Participants (by last name)

Name	Contribution Rate		Score
	Pre-Tax	Roth	
Lee, Virginia	3%	3%	17 ■
Lewis, Alex	3%	3%	45 ■
Lyman, Thomas	3%	3%	54 ■
MacDonald, Hazel	3%	3%	57 ■
Mackay, Thadeus	3%	3%	44 ■
Mackenzie, Ruby	3%	3%	70 ■
MacLeod, Paul	3%	3%	71 ■
Manning, Hazel	3%	3%	61 ■
Marshall, Thadeus	3%	3%	55 ■
Martin, Michel	3%	3%	58 ■
Mathis, George	3%	3%	47 ■
May, Michel	3%	3%	59 ■
McDonald, George	3%	3%	67 ■
McLean, Michel	3%	3%	52 ■
McGrath, George	3%	3%	56 ■
Metcalfe, Michel	3%	3%	58 ■
Miller, George	3%	3%	53 ■
Mills, Michel	3%	3%	55 ■
Mitchell, George	3%	3%	79 ■
Morgan, Michel	3%	3%	45 ■
Morrison, George	3%	3%	61 ■
Murray, Michel	3%	3%	40 ■
Nash, Thadeus	3%	3%	53 ■
Newman, Lake	3%	3%	45 ■
Nolan, Chris	3%	3%	56 ■
North, Michel	3%	3%	13 ■
Ogden, Sally	3%	3%	67 ■
Oliver, Margaret	3%	3%	67 ■
Paige, Virginia	3%	3%	73 ■
Parr, Alex	3%	3%	21 ■
Parsons, Thomas	3%	3%	61 ■
Paterson, Hazel	3%	3%	72 ■
Payne, Thadeus	3%	3%	62 ■
Peake, Ruby	3%	3%	67 ■
Peters, Paul	3%	3%	39 ■

Name	Contribution Rate		Score
	Pre-Tax	Roth	
Piper, Chris	3%	3%	40 ■
Poole, Michel	3%	3%	57 ■
Powell, Sally	3%	3%	44 ■
Pullman, Margaret	3%	3%	81 ■
Quinn, Virginia	3%	3%	64 ■
Rampling, Alex	3%	3%	91 ■
Randall, Thomas	3%	3%	43 ■
Rees, Hazel	3%	3%	63 ■
Reid, Thadeus	3%	3%	32 ■
Roberts, Ruby	3%	3%	81 ■
Robertson, Chris	3%	3%	49 ■
Ross, Michel	3%	3%	52 ■
Russell, Sally	3%	3%	70 ■
Rutherford, Margaret	3%	3%	50 ■
Sanderson, Virginia	3%	3%	50 ■
Scott, Alex	3%	3%	47 ■
Sharp, Thomas	3%	3%	41 ■
Short, Hazel	3%	3%	52 ■
Simpson, Thadeus	3%	3%	65 ■
Skinner, Ruby	3%	3%	53 ■
Slater, Paul	3%	3%	45 ■
Smith, Hazel	3%	3%	81 ■
Springer, Thadeus	3%	3%	85 ■
Stewart, Thomas	3%	3%	65 ■
Sutherland, Hazel	3%	3%	91 ■
Taylor, Thadeus	3%	3%	65 ■
Terry, Ruby	3%	3%	43 ■
Thomson, Chris	3%	3%	12 ■
Tucker, Michel	3%	3%	36 ■
Turner, Sally	3%	3%	65 ■
Underwood, Margaret	3%	3%	62 ■
Vance, Virginia	3%	3%	84 ■
Vaughan, Alex	3%	3%	91 ■
Walker, Thomas	3%	3%	65 ■
Wallace, Hazel	3%	3%	69 ■

ABC Company Employees Retirement Readiness History (by age group)

All Participants (listed by age group)

Name	Contribution Rate		Score	
	Pre-Tax	Roth		
30 or Under				
Sample, Chris	3%	3%	92	■
Nostradamus, Michel	3%	3%	69	■
Emerson, Sally	3%	3%	65	■
Holmes, Margaret	3%	3%	64	■
Cross, Virginia	3%	3%	64	■
Ray, Alex	3%	3%	64	■
Hill, Thomas	3%	3%	64	■
Eyestom, Hazel	3%	3%	64	■
Temple, Thadeus	3%	3%	11	■
Nostradamus, Michel	3%	3%	11	■
Emerson, Sally	3%	3%	11	■
Holmes, Margaret	3%	3%	11	■
Cross, Virginia	3%	3%	11	■
Ray, Alex	3%	3%	11	■
Hill, Thomas	3%	3%	11	■
Eyestom, Hazel	3%	3%	11	■
Sample, Chris	3%	3%	11	■
Nostradamus, Michel	3%	3%	11	■
Emerson, Sally	3%	3%	11	■
Holmes, Margaret	3%	3%	11	■
Cross, Virginia	3%	3%	11	■
Ray, Alex	3%	3%	11	■
Hill, Thomas	3%	3%	11	■
Eyestom, Hazel	3%	3%	11	■
Temple, Thadeus	3%	3%	11	■
Nostradamus, Michel	3%	3%	11	■
Emerson, Sally	3%	3%	11	■
Holmes, Margaret	3%	3%	11	■
Cross, Virginia	3%	3%	11	■
Ray, Alex	3%	3%	11	■
Hill, Thomas	3%	3%	11	■
Holmes, Margaret	3%	3%	11	■
Cross, Virginia	3%	3%	11	■
Ray, Alex	3%	3%	11	■

Name	Contribution Rate		Score	
	Pre-Tax	Roth		
Sample, Chris	3%	3%	11	■
Nostradamus, Michel	3%	3%	11	■
Emerson, Sally	3%	3%	11	■
Holmes, Margaret	3%	3%	11	■
Cross, Virginia	3%	3%	11	■
31 - 40				
Ray, Alex	3%	3%	97	■
Hill, Thomas	3%	3%	96	■
Eyestom, Hazel	3%	3%	95	■
Temple, Thadeus	3%	3%	94	■
Ray, Alex	3%	3%	94	■
Hill, Thomas	3%	3%	94	■
Eyestom, Hazel	3%	3%	94	■
Temple, Thadeus	3%	3%	94	■
Ray, Alex	3%	3%	94	■
Hill, Thomas	3%	3%	94	■
Eyestom, Hazel	3%	3%	94	■
Nostradamus, Michel	3%	3%	69	■
Emerson, Sally	3%	3%	69	■
Holmes, Margaret	3%	3%	69	■
Cross, Virginia	3%	3%	64	■
Ray, Alex	3%	3%	64	■
Hill, Thomas	3%	3%	64	■
Eyestom, Hazel	3%	3%	64	■
Temple, Thadeus	3%	3%	64	■
Shuz, Ruby	3%	3%	64	■
McCartney, Paul	3%	3%	64	■
Lanbutte, Lake	3%	3%	64	■
Carlin, George	3%	3%	64	■
Nostradamus, Michel	3%	3%	64	■
Carlin, George	3%	3%	64	■
Nostradamus, Michel	3%	3%	64	■
Carlin, George	3%	3%	64	■
Nostradamus, Michel	3%	3%	64	■
Carlin, George	3%	3%	64	■

All Participants (listed by age group)

Name	Contribution Rate		Score
	Pre-Tax	Roth	
Nostradamus, Michel	3%	3%	69 ■
Emerson, Sally	3%	3%	69 ■
Holmes, Margaret	3%	3%	69 ■
Cross, Virginia	3%	3%	64 ■
Ray, Alex	3%	3%	64 ■
Hill, Thomas	3%	3%	64 ■
Eyestom, Hazel	3%	3%	64 ■
Temple, Thadeus	3%	3%	64 ■
Shuz, Ruby	3%	3%	64 ■
McCartney, Paul	3%	3%	64 ■
Lanbutte, Lake	3%	3%	64 ■
Carlin, George	3%	3%	64 ■
Nostradamus, Michel	3%	3%	64 ■
Carlin, George	3%	3%	64 ■
Nostradamus, Michel	3%	3%	64 ■
Carlin, George	3%	3%	64 ■
Nostradamus, Michel	3%	3%	64 ■
Carlin, George	3%	3%	64 ■
Nostradamus, Michel	3%	3%	64 ■
Carlin, George	3%	3%	11 ■
Nostradamus, Michel	3%	3%	11 ■
Carlin, George	3%	3%	11 ■
Nostradamus, Michel	3%	3%	11 ■
Carlin, George	3%	3%	11 ■
Nostradamus, Michel	3%	3%	11 ■
Carlin, George	3%	3%	11 ■
Nostradamus, Michel	3%	3%	11 ■
Carlin, George	3%	3%	11 ■
Nostradamus, Michel	3%	3%	11 ■
Temple, Thadeus	3%	3%	11 ■
41 - 50			
Lanbutte, Lake	3%	3%	97 ■
Hill, Thomas	3%	3%	92 ■
Eyestom, Hazel	3%	3%	89 ■
Temple, Thadeus	3%	3%	87 ■

Name	Contribution Rate		Score
	Pre-Tax	Roth	
Sample, Chris	3%	3%	82 ■
Nostradamus, Michel	3%	3%	79 ■
Emerson, Sally	3%	3%	79 ■
Holmes, Margaret	3%	3%	79 ■
Cross, Virginia	3%	3%	69 ■
Ray, Alex	3%	3%	69 ■
Hill, Thomas	3%	3%	69 ■
Eyestom, Hazel	3%	3%	69 ■
Temple, Thadeus	3%	3%	69 ■
Shuz, Ruby	3%	3%	68 ■
McCartney, Paul	3%	3%	67 ■
Eyestom, Hazel	3%	3%	67 ■
Temple, Thadeus	3%	3%	67 ■
Nostradamus, Michel	3%	3%	65 ■
Emerson, Sally	3%	3%	65 ■
Holmes, Margaret	3%	3%	65 ■
Cross, Virginia	3%	3%	65 ■
Ray, Alex	3%	3%	65 ■
Hill, Thomas	3%	3%	65 ■
Eyestom, Hazel	3%	3%	65 ■
Temple, Thadeus	3%	3%	11 ■
Shuz, Ruby	3%	3%	11 ■
McCartney, Paul	3%	3%	11 ■
Eyestom, Hazel	3%	3%	11 ■
Carlin, George	3%	3%	11 ■
Nostradamus, Michel	3%	3%	11 ■
Temple, Thadeus	3%	3%	11 ■
Eyestom, Hazel	3%	3%	11 ■
Sample, Chris	3%	3%	11 ■
Nostradamus, Michel	3%	3%	11 ■
Emerson, Sally	3%	3%	11 ■
Holmes, Margaret	3%	3%	11 ■
Cross, Virginia	3%	3%	11 ■
Ray, Alex	3%	3%	11 ■
Hill, Thomas	3%	3%	11 ■

All Participants (listed by age group)

Name	Contribution Rate		Score
	Pre-Tax	Roth	

51 - 60

Ray, Alex	3%	3%	65	■
Hill, Thomas	3%	3%	11	■
Eyestom, Hazel	3%	3%	11	■
Temple, Thadeus	3%	3%	11	■
Shuz, Ruby	3%	3%	11	■
McCartney, Paul	3%	3%	11	■
Eyestom, Hazel	3%	3%	11	■
Temple, Thadeus	3%	3%	11	■
Nostradamus, Michel	3%	3%	11	■
Carlin, George	3%	3%	11	■
Nostradamus, Michel	3%	3%	11	■
Carlin, George	3%	3%	11	■
Nostradamus, Michel	3%	3%	11	■
Carlin, George	3%	3%	11	■
Nostradamus, Michel	3%	3%	11	■
Carlin, George	3%	3%	11	■
Nostradamus, Michel	3%	3%	11	■
Carlin, George	3%	3%	11	■
Holmes, Margaret	3%	3%	11	■
Cross, Virginia	3%	3%	11	■
Ray, Alex	3%	3%	11	■
Hill, Thomas	3%	3%	11	■
Shuz, Ruby	3%	3%	11	■
McCartney, Paul	3%	3%	11	■
Sample, Chris	3%	3%	11	■
Nostradamus, Michel	3%	3%	11	■
Emerson, Sally	3%	3%	11	■

60+

Holmes, Margaret	3%	3%	89	■
Cross, Virginia	3%	3%	87	■
Ray, Alex	3%	3%	85	■
Hill, Thomas	3%	3%	85	■

Name	Contribution Rate		Score
	Pre-Tax	Roth	

Shuz, Ruby	3%	3%	85	■
McCartney, Paul	3%	3%	85	■
Lanbutte, Lake	3%	3%	79	■
Cross, Virginia	3%	3%	79	■
Ray, Alex	3%	3%	65	■
Hill, Thomas	3%	3%	65	■
Eyestom, Hazel	3%	3%	65	■
Temple, Thadeus	3%	3%	65	■
Shuz, Ruby	3%	3%	11	■
McCartney, Paul	3%	3%	11	■
Lanbutte, Lake	3%	3%	11	■
Cross, Virginia	3%	3%	11	■
Ray, Alex	3%	3%	11	■
Hill, Thomas	3%	3%	11	■
Eyestom, Hazel	3%	3%	11	■
Temple, Thadeus	3%	3%	11	■
Shuz, Ruby	3%	3%	11	■
McCartney, Paul	3%	3%	11	■
Lanbutte, Lake	3%	3%	11	■
Carlin, George	3%	3%	11	■
Nostradamus, Michel	3%	3%	11	■
Carlin, George	3%	3%	11	■
Sample, Chris	3%	3%	11	■
Nostradamus, Michel	3%	3%	11	■
Emerson, Sally	3%	3%	11	■
Sample, Chris	3%	3%	11	■
Nostradamus, Michel	3%	3%	11	■
Emerson, Sally	3%	3%	11	■

ABC Company Employees Retirement Readiness History (by salary range)

All Participants (listed by salary range)

Name	Contribution Rate		Score
	Pre-Tax	Roth	
\$30K or Under			
Sample, Chris	3%	3%	87 ■
Nostradamus, Michel	3%	3%	85 ■
Emerson, Sally	3%	3%	67 ■
Holmes, Margaret	3%	3%	11 ■
Cross, Virginia	3%	3%	11 ■
Ray, Alex	3%	3%	11 ■
Hill, Thomas	3%	3%	11 ■
Eyestom, Hazel	3%	3%	11 ■
Temple, Thadeus	3%	3%	11 ■
Shuz, Ruby	3%	3%	11 ■
McCartney, Paul	3%	3%	11 ■
Lanbutte, Lake	3%	3%	11 ■
Emerson, Sally	3%	3%	11 ■
Ray, Alex	3%	3%	11 ■
Hill, Thomas	3%	3%	11 ■
Eyestom, Hazel	3%	3%	11 ■
Temple, Thadeus	3%	3%	11 ■
Shuz, Ruby	3%	3%	11 ■
McCartney, Paul	3%	3%	11 ■
Holmes, Margaret	3%	3%	11 ■
Cross, Virginia	3%	3%	11 ■
Ray, Alex	3%	3%	11 ■
Hill, Thomas	3%	3%	11 ■
Eyestom, Hazel	3%	3%	11 ■
Temple, Thadeus	3%	3%	11 ■
Shuz, Ruby	3%	3%	11 ■
McCartney, Paul	3%	3%	11 ■
Lanbutte, Lake	3%	3%	11 ■
Emerson, Sally	3%	3%	11 ■
Ray, Alex	3%	3%	11 ■
Hill, Thomas	3%	3%	11 ■
Eyestom, Hazel	3%	3%	11 ■
Temple, Thadeus	3%	3%	11 ■
Shuz, Ruby	3%	3%	11 ■

Name	Contribution Rate		Score
	Pre-Tax	Roth	
Sample, Chris	3%	3%	11 ■
Nostradamus, Michel	3%	3%	11 ■
Emerson, Sally	3%	3%	11 ■
Holmes, Margaret	3%	3%	11 ■
Cross, Virginia	3%	3%	11 ■
Ray, Alex	3%	3%	11 ■
Hill, Thomas	3%	3%	11 ■
Eyestom, Hazel	3%	3%	11 ■
Temple, Thadeus	3%	3%	11 ■
Shuz, Ruby	3%	3%	11 ■
McCartney, Paul	3%	3%	11 ■
Lanbutte, Lake	3%	3%	11 ■
Emerson, Sally	3%	3%	11 ■
Holmes, Margaret	3%	3%	11 ■
Hill, Thomas	3%	3%	11 ■
Eyestom, Hazel	3%	3%	11 ■
Temple, Thadeus	3%	3%	11 ■
Shuz, Ruby	3%	3%	11 ■
McCartney, Paul	3%	3%	11 ■
Lanbutte, Lake	3%	3%	11 ■
Sample, Chris	3%	3%	11 ■
Nostradamus, Michel	3%	3%	11 ■
Emerson, Sally	3%	3%	11 ■
Holmes, Margaret	3%	3%	11 ■
Cross, Virginia	3%	3%	11 ■
Ray, Alex	3%	3%	11 ■
Hill, Thomas	3%	3%	11 ■
Eyestom, Hazel	3%	3%	11 ■
Temple, Thadeus	3%	3%	11 ■
Shuz, Ruby	3%	3%	11 ■
McCartney, Paul	3%	3%	11 ■
Lanbutte, Lake	3%	3%	11 ■
Emerson, Sally	3%	3%	11 ■
Holmes, Margaret	3%	3%	11 ■
Hill, Thomas	3%	3%	11 ■

All Participants (listed by salary range)

Name	Contribution Rate		Score
	Pre-Tax	Roth	
Sample, Chris	3%	3%	11 ■
Nostradamus, Michel	3%	3%	11 ■
Emerson, Sally	3%	3%	11 ■
Holmes, Margaret	3%	3%	11 ■
Cross, Virginia	3%	3%	11 ■
Ray, Alex	3%	3%	11 ■
Hill, Thomas	3%	3%	11 ■
Eyestom, Hazel	3%	3%	11 ■
\$30,000.01 - 50,000.00			
Temple, Thadeus	3%	3%	87 ■
Lanbutte, Lake	3%	3%	85 ■
Sample, Chris	3%	3%	69 ■
Nostradamus, Michel	3%	3%	69 ■
Emerson, Sally	3%	3%	64 ■
Holmes, Margaret	3%	3%	64 ■
Cross, Virginia	3%	3%	64 ■
Ray, Alex	3%	3%	64 ■
Hill, Thomas	3%	3%	64 ■
Eyestom, Hazel	3%	3%	64 ■
Temple, Thadeus	3%	3%	11 ■
Shuz, Ruby	3%	3%	11 ■
McCartney, Paul	3%	3%	11 ■
Lanbutte, Lake	3%	3%	11 ■
Carlin, George	3%	3%	11 ■
Nostradamus, Michel	3%	3%	11 ■
Emerson, Sally	3%	3%	11 ■
Holmes, Margaret	3%	3%	11 ■
Cross, Virginia	3%	3%	11 ■
Ray, Alex	3%	3%	11 ■
Hill, Thomas	3%	3%	11 ■
Nostradamus, Michel	3%	3%	11 ■
Carlin, George	3%	3%	11 ■
Nostradamus, Michel	3%	3%	11 ■
Carlin, George	3%	3%	11 ■
Nostradamus, Michel	3%	3%	11 ■

Name	Contribution Rate		Score
	Pre-Tax	Roth	
Nostradamus, Michel	3%	3%	11 ■
Carlin, George	3%	3%	11 ■
Nostradamus, Michel	3%	3%	11 ■
\$50,000.01 - 75,000.00			
Carlin, George	3%	3%	87 ■
Nostradamus, Michel	3%	3%	85 ■
Temple, Thadeus	3%	3%	64 ■
Lanbutte, Lake	3%	3%	64 ■
Hill, Thomas	3%	3%	64 ■
Eyestom, Hazel	3%	3%	64 ■
Temple, Thadeus	3%	3%	64 ■
Shuz, Ruby	3%	3%	64 ■
Sample, Chris	3%	3%	64 ■
Nostradamus, Michel	3%	3%	64 ■
Emerson, Sally	3%	3%	64 ■
Holmes, Margaret	3%	3%	64 ■
Cross, Virginia	3%	3%	64 ■
Ray, Alex	3%	3%	65 ■
Hill, Thomas	3%	3%	11 ■
Eyestom, Hazel	3%	3%	11 ■
Temple, Thadeus	3%	3%	11 ■
Shuz, Ruby	3%	3%	11 ■
McCartney, Paul	3%	3%	11 ■
Eyestom, Hazel	3%	3%	11 ■
Temple, Thadeus	3%	3%	11 ■
Nostradamus, Michel	3%	3%	11 ■
Emerson, Sally	3%	3%	11 ■
Holmes, Margaret	3%	3%	11 ■
Cross, Virginia	3%	3%	11 ■
Ray, Alex	3%	3%	11 ■
Hill, Thomas	3%	3%	11 ■
Eyestom, Hazel	3%	3%	11 ■
\$75,000.01 - 100,000.00			
Temple, Thadeus	3%	3%	87 ■
Shuz, Ruby	3%	3%	85 ■

All Participants (listed by salary range)

Name	Contribution Rate		Score
	Pre-Tax	Roth	
Shuz, Ruby			11 ■
\$100,000.01 - 125,000.00			
McCartney, Paul	3%	3%	87 ■
Eyestom, Hazel	3%	3%	85 ■
Temple, Thadeus	3%	3%	85 ■
McCartney, Paul	3%	3%	85 ■
Eyestom, Hazel	3%	3%	85 ■
Temple, Thadeus	3%	3%	82 ■
Hill, Thomas	3%	3%	82 ■
Eyestom, Hazel	3%	3%	82 ■
Temple, Thadeus	3%	3%	82 ■
Shuz, Ruby	3%	3%	82 ■
Holmes, Margaret	3%	3%	65 ■
Cross, Virginia	3%	3%	64 ■
Ray, Alex	3%	3%	64 ■
Hill, Thomas	3%	3%	64 ■
Eyestom, Hazel	3%	3%	64 ■
Temple, Thadeus	3%	3%	64 ■
Shuz, Ruby	3%	3%	64 ■
McCartney, Paul	3%	3%	64 ■
Eyestom, Hazel	3%	3%	64 ■
Temple, Thadeus	3%	3%	64 ■
Nostradamus, Michel	3%	3%	64 ■
Sample, Chris	3%	3%	64 ■
Nostradamus, Michel	3%	3%	64 ■
Emerson, Sally	3%	3%	64 ■
Holmes, Margaret	3%	3%	11 ■
Cross, Virginia	3%	3%	11 ■
Ray, Alex	3%	3%	11 ■
Hill, Thomas	3%	3%	11 ■
Eyestom, Hazel	3%	3%	11 ■
Temple, Thadeus	3%	3%	11 ■
Shuz, Ruby	3%	3%	11 ■
Carlin, George	3%	3%	11 ■
\$125 or Higher			
Holmes, Margaret	3%	3%	85 ■

Name	Contribution Rate		Score
	Pre-Tax	Roth	
Ray, Alex	3%	3%	85 ■
Hill, Thomas	3%	3%	85 ■
Shuz, Ruby	3%	3%	85 ■
McCartney, Paul	3%	3%	85 ■
Sample, Chris	3%	3%	82 ■
Nostradamus, Michel	3%	3%	82 ■
Shuz, Ruby	3%	3%	82 ■
Cross, Virginia	3%	3%	69 ■
Ray, Alex	3%	3%	69 ■
Hill, Thomas	3%	3%	69 ■
Eyestom, Hazel	3%	3%	65 ■
Temple, Thadeus	3%	3%	65 ■
Shuz, Ruby	3%	3%	65 ■
McCartney, Paul	3%	3%	65 ■
Lanbutte, Lake	3%	3%	65 ■
Cross, Virginia	3%	3%	65 ■
Ray, Alex	3%	3%	65 ■
Hill, Thomas	3%	3%	65 ■
Eyestom, Hazel	3%	3%	65 ■
Temple, Thadeus	3%	3%	65 ■
Shuz, Ruby	3%	3%	65 ■
McCartney, Paul	3%	3%	65 ■
Lanbutte, Lake	3%	3%	65 ■
Cross, Virginia	3%	3%	64 ■
Cross, Virginia	3%	3%	64 ■
Hill, Thomas	3%	3%	11 ■
Eyestom, Hazel	3%	3%	11 ■
Temple, Thadeus	3%	3%	11 ■
Shuz, Ruby	3%	3%	11 ■
McCartney, Paul	3%	3%	11 ■
Lanbutte, Lake	3%	3%	11 ■
Carlin, George	3%	3%	11 ■
Nostradamus, Michel	3%	3%	11 ■
Carlin, George	3%	3%	11 ■
Nostradamus, Michel	3%	3%	11 ■



About Standard Retirement Services, Inc.

Standard Retirement Services, Inc., a subsidiary of StanCorp Financial Group, Inc. (NYSE: SFG), is a leading provider of financial products and services. Standard Retirement Services provides recordkeeping and administrative services for employer-sponsored plans.

The Standard is the marketing name for StanCorp Financial Group, Inc., and its subsidiaries. StanCorp Equities, Inc., member FINRA, wholesales a group annuity contract issued by Standard Insurance Company and a mutual fund trust platform for retirement plans. Standard Retirement Services, Inc., provides financial recordkeeping and plan administrative services. Investment advisory services are provided by StanCorp Investment Advisers, Inc., a registered investment advisor. StanCorp Equities, Inc., Standard Insurance Company, Standard Retirement Services, Inc., and StanCorp Investment Advisers, Inc., are subsidiaries of StanCorp Financial Group, Inc., and all are Oregon corporations.

This report is intended for distribution to advisors and employers only. Do not distribute this report to plan participants.

RetireReady Tracker report scores are estimates only and not a guarantee of future results.

Standard Retirement Services, Inc.
1100 SW Sixth Avenue
Portland OR 97204

standard.com